

Equity Committee Agenda

Tuesday, November 10, 2020
Via Zoom
3:45 PM – 5:00 PM

Type of Meeting: Student Equity Committee Meeting (*Regular Meeting*)

Note Taker: *Desireé Lee, Program Specialist*

Please Review/Bring: Agenda

Committee Members:

Dr. Erin Vines- Vice President, Student
 VACANT- Vice-President of Academic Affairs
 Dr. Jill Zimmerman- Dean, Student Life & Services
 Rashall Hightower-Stickel- Director, Student Equity
 Crystal Garcia- Program Specialist, Student Equity
 Tynisha Steans- Program Specialist, Student Equity
 Desireé Lee- Program Specialist, Student Equity
 VACANT- Clerical Assistant III, Student Equity
 Jason Bowen- Faculty, Math and Sciences
 Snizhana Jane Bowers- Faculty, Math and Sciences
 Jamaal Brown- Technical Analyst, CalWorks
 Dr. Rashitta Brown-Elize- Director, EOP&S
 Towana Catley- Faculty, Counseling & Matriculation,
 Palmdale Center
 Dr. De’Nean Coleman-Carew- Counselor, P.R.I.D.E
 Saundra Cooley- Director, STAR
 Dr. Svetlana Deplazes- Director Research, Institutional
 Research
 Riley Dwyer- Dean, Rhetoric and Literacy
 Laureano Flores- Dean, Academic Planning, Special
 Initiatives & Reporting

Vanessa Gibson- Technical Analyst, Financial Aid
 Dr. Meeta Goel- Dean, IERP/Library Services
 Basilio Hernandez- ASO Representative
 Michelle Hernandez- Director, First Year Experience
 Golden Hicks- Student Leader & Umoja Club
 Steven (Hal) Huntsman- Faculty, Math, Science and Engineering
 Kristal Ibrahim- Adjunct, Counseling & Matriculation
 Vejea Jennings- Faculty, Rhetoric and Literacy
 Kenya Johnson- Director, Student Activities & Community
 Outreach
 Jamie Jones- Math, Science & Engineering, Coordinator STEM
 Grant and Center
 Dr. Louis Lucero- Director, Office of Students with Disabilities
 Tina McDermott- Faculty, Rhetoric and Literacy
 Harmony Miller- Director, Human Resources
 Audrey Moore- Counselor, Counseling & Matriculation
 Gary Roggenstein- Dean, Counseling & Matriculation
 Duane Rumsey- Dean, Arts and Humanities
 May Sanicolas- Faculty, Counseling & Matriculation
 LaDonna Trimble- Dean, Enrollment Services
 Heidi Williams- Faculty, Rhetoric & Literacy, Basic Skills Faculty
 Co-Chair
 Nichelle Williams- Director, Financial Aid

| Items | Person | Action |
|--|--|--|
| I. Open Meeting | <i>Rashall Hightower-Stickel</i> | <u>Call to Order</u> |
| II. Election Debrief | <i>Dr. Jill Zimmerman Tina McDermott</i> | |
| III. Student Success Data Debrief | <i>Crystal Garcia</i> | |
| IV. Umoja Priority Registration | <i>Rashall Hightower</i> | |
| V. United Artists for Social Change | <i>Basilio Hernandez</i> | <u>Final Open Mic – Dec. 2nd</u> |
| VI. Announcements/ Roundtable Discussion | <i>All</i> | <u>Open Discussion</u> This section is for open discussion. |
| NEXT MEETING DATE: | | Date: December 8, 2020 Time: 3:45pm - 5:00pm Location: Zoom |

| | | |
|--|--|--|
| | | <p>The Spring 2021 Equity Committee meetings will be held on the 2nd Tuesday of the month from 3:45 PM – 5 PM. The dates are as follows:</p> <ul style="list-style-type: none">• January 12th• February 9th• March 9th• April 13th• May 11th |
|--|--|--|

Equity Committee Minutes

Tuesday, November 10, 2020
Via Zoom
3:45 PM – 5:00 PM

Type of Meeting: Student Equity Committee Meeting (*Regular Meeting*)

Note Taker: *Desireé Lee, Program Specialist*

Please Review/Bring: Agenda

Committee Members:

Dr. Erin Vines- Vice President, Student
 VACANT- Vice-President of Academic Affairs
 Dr. Jill Zimmerman- Dean, Student Life & Services
 Rashall Hightower-Stickel- Director, Student Equity
 Crystal Garcia- Program Specialist, Student Equity
 Tynisha Steans- Program Specialist, Student Equity
 Desireé Lee- Program Specialist, Student Equity
 VACANT- Clerical Assistant III, Student Equity
 *Jason Bowen- Faculty, Math and Sciences
 *Snizhana Jane Bowers- Faculty, Math and Sciences
 Jamaal Brown- Technical Analyst, CalWorks
 Dr. Rashitta Brown-Elize- Director, EOP&S
 Towana Catley- Faculty, Counseling & Matriculation,
 Palmdale Center
 *Dr. De’Nean Coleman-Carew- Counselor, P.R.I.D.E
 Saundra Cooley- Director, STAR
 Dr. Svetlana Deplazes- Director Research, Institutional
 Research
 Riley Dwyer- Dean, Rhetoric and Literacy
 Laureano Flores- Dean, Academic Planning, Special
 Initiatives & Reporting

Vanessa Gibson- Technical Analyst, Financial Aid
 Dr. Meeta Goel- Dean, IERP/Library Services
 Basilio Hernandez- ASO Representative
 Michelle Hernandez- Director, First Year Experience
 Golden Hicks- Student Leader & Umoja Club
 Steven (Hal) Huntsman- Faculty, Math, Science and Engineering
 Kristal Ibrahim- Adjunct, Counseling & Matriculation
 Vejea Jennings- Faculty, Rhetoric and Literacy
 Kenya Johnson- Director, Student Activities & Community
 Outreach
 Jamie Jones- Math, Science & Engineering, Coordinator STEM
 Grant and Center
 *Dr. Louis Lucero- Director, Office of Students with Disabilities
 *Tina McDermott- Faculty, Rhetoric and Literacy
 *Harmony Miller- Director, Human Resources
 *Audrey Moore- Counselor, Counseling & Matriculation
 *Gary Roggenstein- Dean, Counseling & Matriculation
 Duane Rumsey- Dean, Arts and Humanities
 *May Sanicolas- Faculty, Counseling & Matriculation
 LaDonna Trimble- Dean, Enrollment Services
 Heidi Williams- Faculty, Rhetoric & Literacy, Basic Skills Faculty
 Co-Chair
 Nichelle Williams- Director, Financial Aid

* = Absence

| Items | Person | Action |
|---------------------------|--|--|
| I. Open Meeting | <i>Rashall Hightower-Stickel</i> | <p><u>Call to Order</u> Meeting called to order at 3:50</p> <p>Previous meeting (10.13.20) minutes were approved upon changes completed.</p> |
| II. Election Debrief | <i>Dr. Jill Zimmerman Tina McDermott</i> | <p><u>Election Debrief for All</u></p> <ul style="list-style-type: none"> Election Talk-Back has been scheduled on Thursday, November 12th at 1 PM, to look at a program called Motivational Interviewing. Professor McDermott requested the following document be shared with the committee and campus: https://campuselect.org/wp-content/uploads/2020/10/The-Road-Ahead-Processing-the-2020-Election.pdf <p><u>Follow-Up:</u></p> <ul style="list-style-type: none"> N/A |
| III. Student Success Data | <i>Crystal Garcia</i> | <u>Umoja Students vs. Black Non-Umoja Students:</u> |

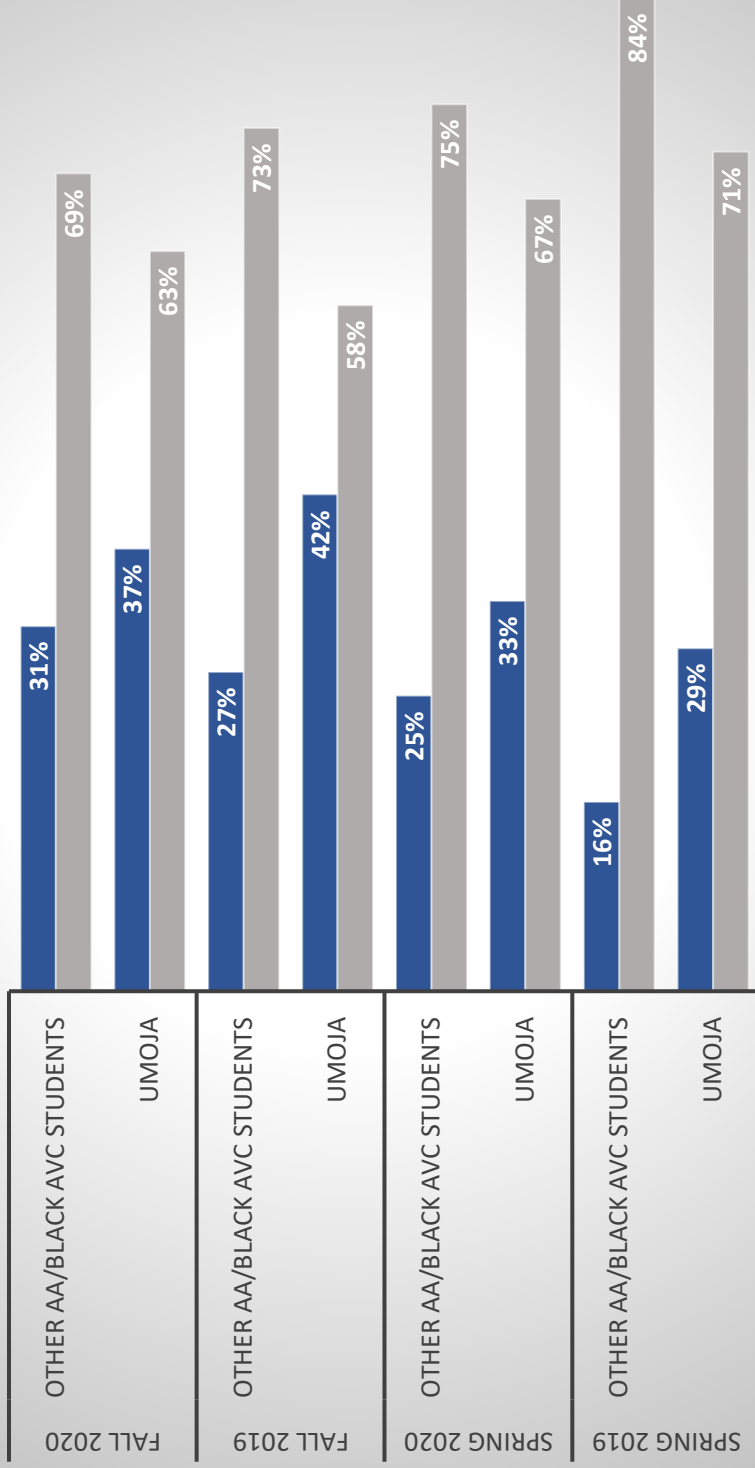
| | | |
|--|--------------------------|---|
| | | <ul style="list-style-type: none"> Presented data of student success i.e., UMOJA students success vs black students who are not a part of student success. Upon research, found that a good portion of students registered for Umoja were not African-American. A discussion ensued regarding the data presented. |
| IV. Umoja Priority Registration | <i>Rashall Hightower</i> | <p><u>Umoja Students Priority Registration:</u></p> <ul style="list-style-type: none"> Beginning Fall 2020, students registered as an Umoja student will receive priority registration for the Spring 2021 term. |
| V. United Artists for Social Change | <i>Basilio Hernandez</i> | <p><u>Final Open Mic – Dec. 2nd</u> Basilio Hernandez: United Artists for Social Change</p> <ul style="list-style-type: none"> Final Open Mic on December 2nd at 7pm via Zoom. |
| VI. Announcements/ Roundtable Discussion | <i>All</i> | <p><u>Upcoming Events</u></p> <p>AVC Dreamers presents: Undocumented and Black: The Hidden Story</p> <ul style="list-style-type: none"> Nov. 10th @ 5-7 PM Please RSVP at http://bit.ly/UndocumentedAndBlack <p>AVC Student Equity presents: A Candid Porch Talk For The Culture: Who Are You?</p> <ul style="list-style-type: none"> Nov. 17th @ 12:30-2:30 PM Please RSVP at <p>United Artists for Social Change</p> <ul style="list-style-type: none"> UASC is hosting its 3rd Virtual Open Mic on Friday, December 2nd at 7 pm. The link and the flyer are here: https://youtu.be/MzY_hWv-PW8 <p><u>Open Discussion</u> Rashall Hightower, Director of Student Equity: Request for Umoja & A2MEND Mentors for the 2020-2021 term.</p> |
| NEXT MEETING DATE: | | <p>Date: December 8, 2020 Time: 3:45pm - 5:00pm Location: Zoom</p> <p>The Spring 2021 Equity Committee meetings will be held on the 2nd Tuesday of the month from 3:45 PM – 5 PM. The dates are as follows:</p> |

| | | |
|--|--|--|
| | | <ul style="list-style-type: none">• January 12th• February 9th• March 9th• April 13th• May 11th |
|--|--|--|

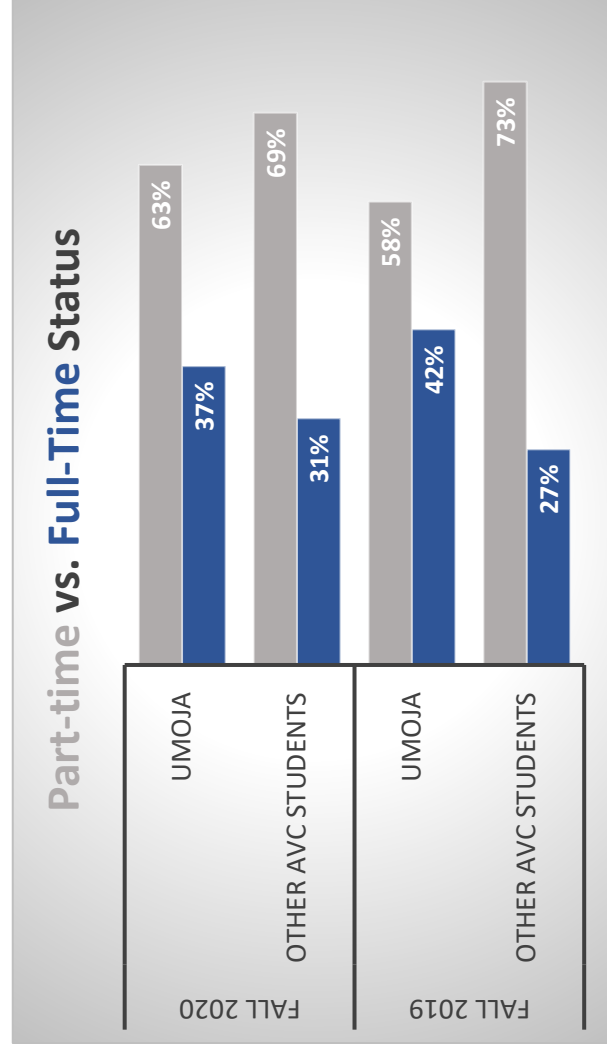
UMOJA AFRICAN AMERICAN/BLACK VS. OTHER AVC AFRICAN AMERICAN/BLACK STUDENTS

| | Fall 2020 | | Fall 2019 | | Spring 2020 | | Spring 2019* | |
|--------------------------------------|---|------------|---|------------|---|------------|---|------------|
| | Other AVC African American/Black Students | Umoja | Other AVC African American/Black Students | Umoja | Other AVC African American/Black Students | Umoja | Other AVC African American/Black Students | Umoja |
| Avg. # of Terms | 3.7 | 5.9 | 3.4 | 4.2 | 3.8 | 4.8 | 3.9 | 4.2 |
| Avg. GPA | 2.4 | 2.7 | 2.4 | 2.6 | 2.3 | 2.5 | 2.4 | 2.6 |
| Avg. AVC Earned Hours | 32.8 | 46.5 | 31.7 | 40.4 | 31.2 | 41.3 | 33 | 37.3 |
| Completion Rate | 70.3% | 70.5% | 69.3% | 72.5% | 69.3% | 71.5% | 71.2% | 71.3% |
| Avg. Transfer Earned Hours | 35.7 | 17.8 | 34.1 | 31.7 | 35 | 26.6 | 39.2 | 35.1 |
| Transfer Completion Rate | 83.3% | 82.6% | 85.2% | 83.6% | 85.1% | 85.9% | 87.8% | 81.9% |
| Avg. Enrolled Units | 8.5 | 9.7 | 8.2 | 9.8 | 8 | 9.4 | 7.1 | 9 |
| Number of Students | 1,413 | 139 | 1,879 | 214 | 1,743 | 234 | 1,607 | 172 |
| N of Students in Other Ethnic Groups | 10,894 | 90 | 12,463 | 137 | 11,689 | 145 | 10,865 | 109 |
| Total Students | 12,307 | 229 | 14,342 | 351 | 13,432 | 379 | 12,472 | 281 |

Part-time vs. Full-Time Status



| | Fall 2020 | | Fall 2019 | |
|--------------------------------------|---|------------|---|------------|
| | Other AVC African American/Black Students | Umoja | Other AVC African American/Black Students | Umoja |
| Avg. # of Terms | 3.7 | 5.9 | 3.4 | 4.2 |
| Avg. GPA | 2.4 | 2.7 | 2.4 | 2.6 |
| Avg. AVC Earned Hours | 32.8 | 46.5 | 31.7 | 40.4 |
| Completion Rate | 70.3% | 70.5% | 69.3% | 72.5% |
| Avg. Transfer Earned Hours | 35.7 | 17.8 | 34.1 | 31.7 |
| Transfer Completion Rate | 83.3% | 82.6% | 85.2% | 83.6% |
| Avg. Enrolled Units | 8.5 | 9.7 | 8.2 | 9.8 |
| Number of Students | 1,413 | 139 | 1,879 | 214 |
| N of Students in Other Ethnic Groups | 10,894 | 90 | 12,463 | 137 |

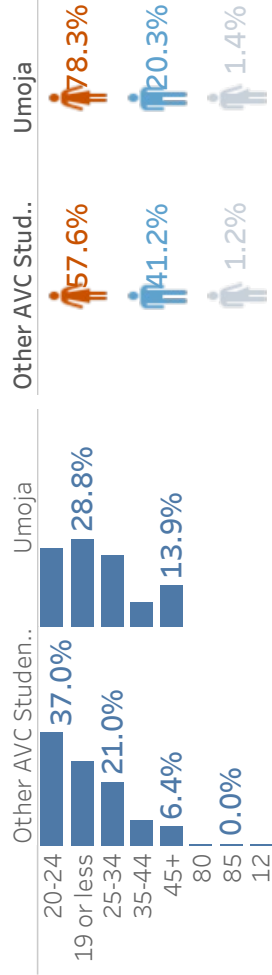




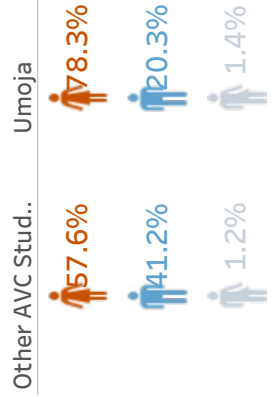
Spring 2019 Student Profile (as of May 13, 2019)

Cohort Selector
Umoja

Age Groups



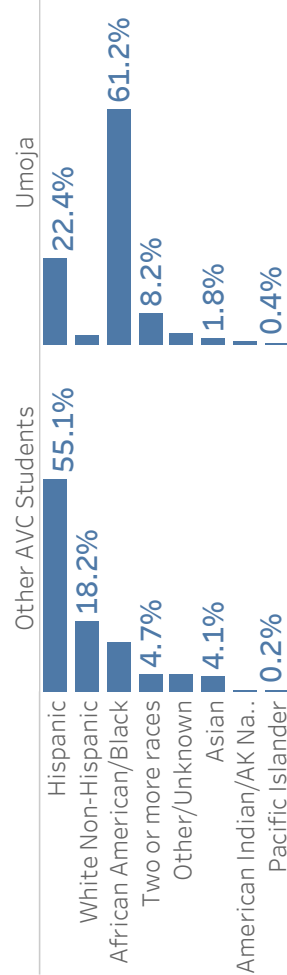
Gender



Other AVC Students

| | | | |
|---------------------------|--------|-------|-------|
| Avg. # of Terms | 4.0 | Umoja | 4.0 |
| Avg. GPA | 2.7 | Umoja | 2.7 |
| Avg. AVC Earned Hours | 36.3 | Umoja | 36.7 |
| Max. AVC Earned Hours | 242 | Umoja | 135 |
| Completion Rate | 79.5% | Umoja | 72.1% |
| Avg. Transfer Earned Ho.. | 22.9 | Umoja | 32.4 |
| Transfer Completion Rate | 92.6% | Umoja | 86.1% |
| Avg. Enrolled Units | 7.7 | Umoja | 9.3 |
| Number of Students | 12,472 | Umoja | 281 |

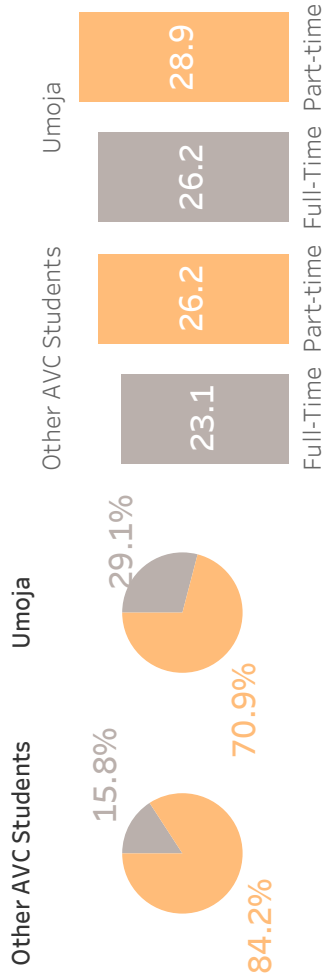
Race/Ethnicity



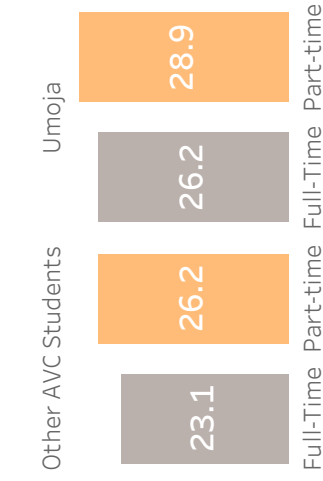
Top 20 Declared Majors

| Rank | Major | Other AVC St.. | Umoja |
|------|------------------------------|----------------|-------|
| 1 | Registered Nursing | 13.5% | 13.2% |
| 2 | AS-T Business Administra.. | 4.9% | 5.7% |
| 3 | AA-T Psychology | 4.5% | 6.0% |
| 4 | LAS: Arts and Humanities | 3.5% | 5.0% |
| 6 | LAS: Social/Behavioral Sci.. | 3.1% | 5.7% |
| 7 | AS-T Administration of Ju.. | 2.9% | 6.0% |
| 8 | Biological Sciences | 2.9% | 2.8% |
| 9 | Administration of Justice | 2.6% | 2.5% |
| 10 | AA-T Sociology | 2.4% | 3.6% |
| 11 | Aircraft Fabrication&Ass.. | 2.4% | 0.4% |
| 12 | AS-T Biology | 2.2% | 2.8% |
| 13 | Child & Family Education | 2.2% | 2.1% |
| 14 | AA-T Kinesiology | 2.0% | 1.8% |
| 15 | General Business | 1.9% | 2.5% |
| 16 | AS-T Early Childhood Edu.. | 1.9% | 2.8% |
| 17 | Computer Software Devel.. | 1.7% | 1.1% |
| 18 | Radiologic Technology | 1.6% | 0.7% |
| 19 | Engineering | 1.5% | 1.1% |
| 20 | LAS: Math and Sciences | 1.4% | 2.1% |

Part-Time vs. Full-Time



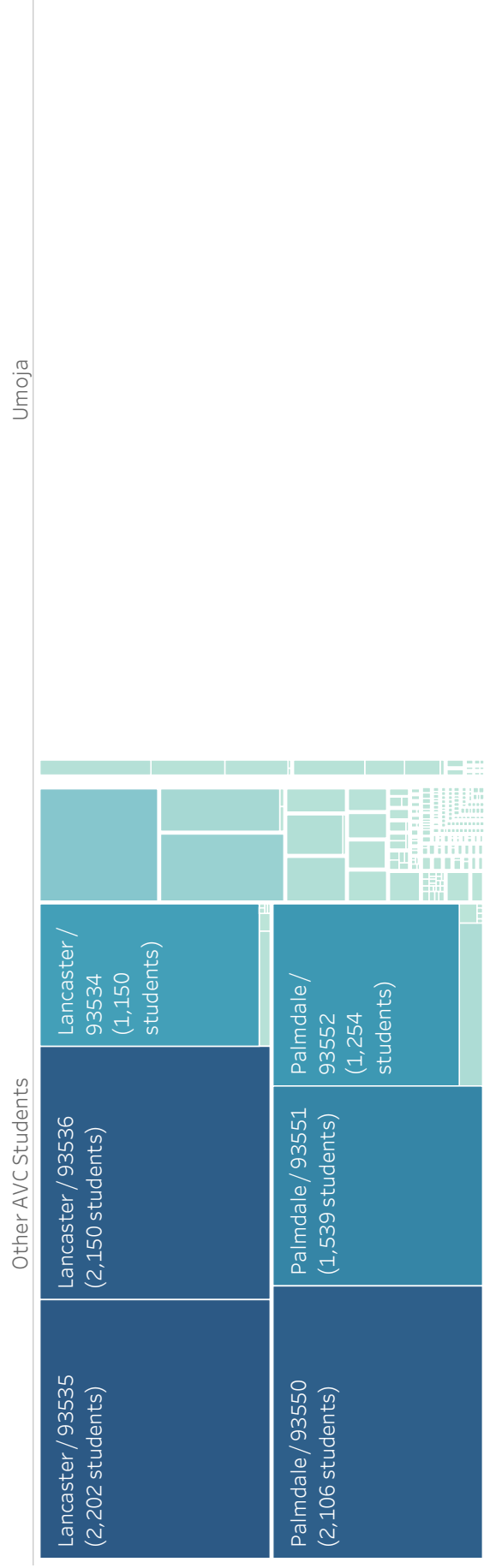
AVG. Age



Ed Goals (Percentage | (Number of students if more than 10))

| | Other AVC Students | Umoja |
|---|--------------------|---------------|
| Obtain an AA and transfer to baccalaureate granting institution | 54.6% (6,806) | 68.3% (192) |
| Obtain a two-year associate degree without transfer | 23.5% (2,932) | 21.0% (59) |
| Discover/Formulate career interests, plans, goals | 2.7% (338) | 3.6% () |
| Transfer to a 4-year institution without an AA degree | 2.4% (302) | 1.4% () |
| Earn a career technical Certificate without transfer | 4.6% (579) | 3.2% () |
| Undecided on goal | 0.9% (115) | 0.4% () |
| University /4-year college student taking courses to meet university/colleg.. | 0.2% (26) | |
| Obtain a two-year vocational degree without transfer | 0.2% (19) | |
| Educational development (intellectual, cultural) | 0.1% (16) | |
| Maintain certificate or license (e.g. Nursing, Real Estate) | 0.0% () | |
| Advance in current job/career (update job skills) | 0.1% (14) | |
| Improve basic skills in ENGL, READ, or MATH | 0.9% (118) | |
| Prepare for a new career (acquire job skills) | 0.3% (40) | |

Number of Students by City/Zip Code

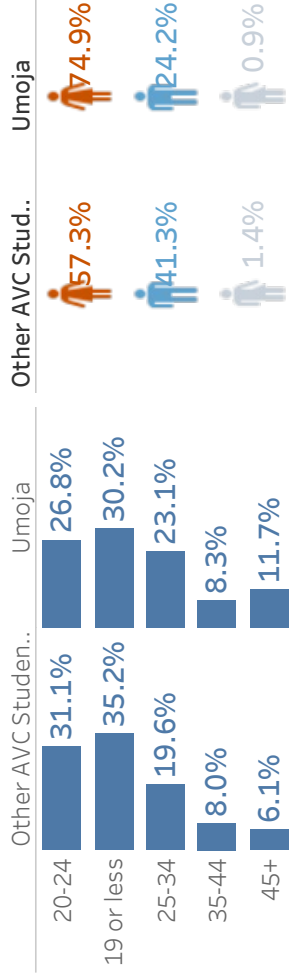




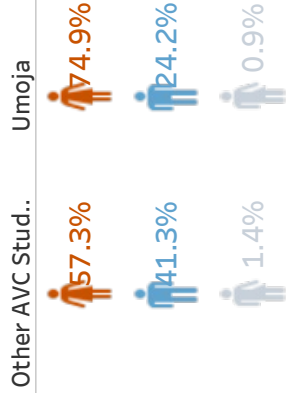
Fall 2019 Students Profile (as of Census Day, 9/3/ 2019)

Cohort Selector
Umoja

Age Groups



Gender

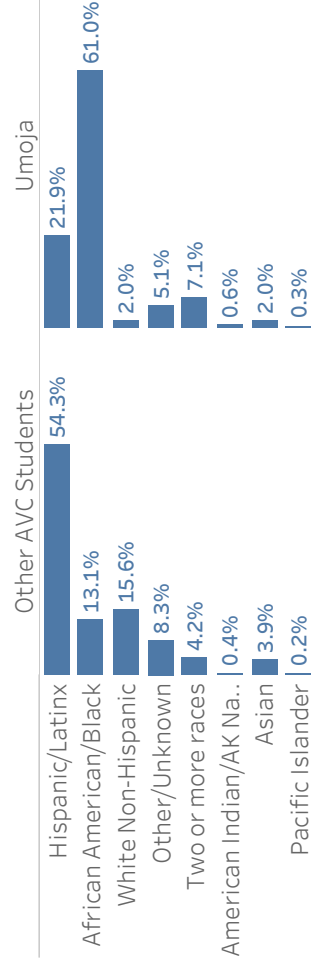


Other AVC Students

Umoja

| | | |
|---------------------------|--------|-------|
| Avg. # of Terms | 3.5 | 4.2 |
| Avg. GPA | 2.7 | 2.6 |
| Avg. AVC Earned Hours | 36.8 | 42.0 |
| Completion Rate | 77.9% | 73.0% |
| Avg. Transfer Earned Ho.. | 21.7 | 27.8 |
| Transfer Completion Rate | 92.4% | 84.1% |
| Avg. Enrolled Units | 8.4 | 10.2 |
| Number of Students | 14,342 | 351 |

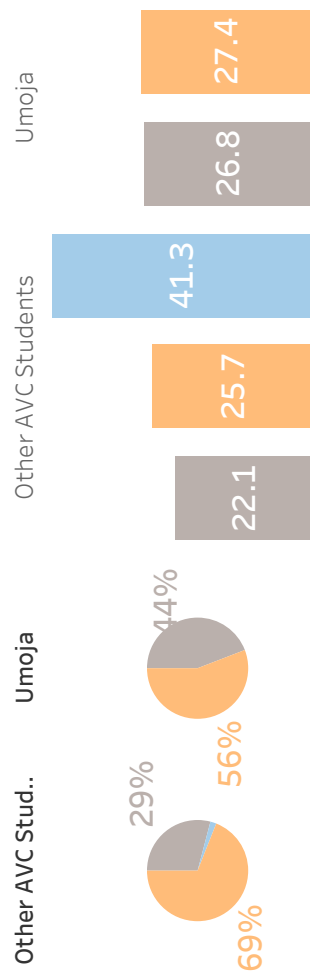
Race/Ethnicity



Top Declared Majors

| Rank | Major | Other .. | Umoja |
|------|--|----------|-------|
| 1 | Registered Nursing | 13.8% | 21.1% |
| 2 | AS-T Business Administration & Business Admin.. | 5.9% | 12.8% |
| 3 | Administration of Justice & AS-T Administration .. | 5.6% | 11.0% |
| 4 | AS-T Biology & Biological Sciences | 5.2% | 8.3% |
| 5 | AA-T Psychology | 5.1% | 10.6% |
| 6 | Undeclared | 3.9% | |
| 7 | LAS: Arts and Humanities | 3.7% | 8.3% |
| 8 | Child & Family Education | 2.4% | |
| 9 | Aircraft Fabrication&Assembly | 2.4% | |
| 10 | AA-T Sociology | 2.3% | 9.2% |
| 11 | LAS: Social/Behavioral Science | 2.2% | 7.3% |
| 12 | General Business | 2.2% | 6.4% |
| 13 | AA-T Kinesiology | 2.0% | |
| 14 | AS-T Early Childhood Education | 1.9% | |
| 15 | Radiologic Technology | 1.8% | |
| 16 | Computer Software Developer | 1.7% | |
| 17 | Mechanical Engineering | 1.6% | |
| 18 | AS-T Mathematics & Mathematics | 1.5% | |
| 19 | Aircraft Fab & Assem Cert | 1.5% | |
| 20 | AA-T Communication Studies | 1.4% | |

Part-Time vs. Full-Time




Full-Time Part-timeNon-Cre.. Full-Time Part-time

Ed Goals (Percentage | (Number of students if more than 10))

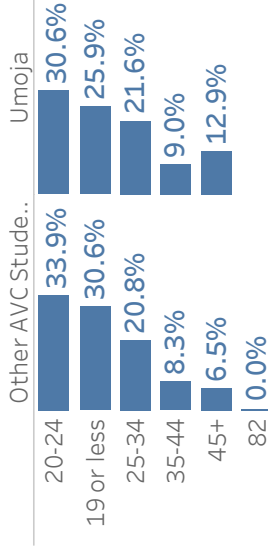
| | Other AVC Students | Umoja |
|--|--------------------------|-----------------------|
| Obtain an AA and transfer to baccalaureate granting institution | 49.7% (6,674) | 65.4% (248) |
| Obtain a two-year associate degree without transfer | 21.5% (2,885) | 21.1% (80) |
| Earn a career technical Certificate without transfer | 3.5% (474) | 1.6% () |
| Transfer to a 4-year institution without an AA degree | 1.8% (240) | 1.6% () |
| Discover/Formulate career interests, plans, goals | 2.6% (353) | 3.2% (12) |
| Educational development (intellectual, cultural) | 0.1% (12) | |
| Undecided on goal | 0.7% (98) | |
| University/4-year college student taking courses to meet university/colleg.. | 0.2% (31) | |
| Prepare for a new career (acquire job skills) | 0.3% (43) | |
| Advance in current job/career (update job skills) | 0.1% () | |
| Maintain certificate or license (e.g. Nursing, Real Estate) | 0.0% () | |
| Obtain a two-year vocational degree without transfer | 0.1% (20) | |
| Complete credits for high school diploma or GED | 0.0% () | |
| Improve basic skills in ENGL, READ, or MATH | 0.5% (73) | |
| Uncollected / unreported | 0.0% () | |
| Grand Total | 100.0% (13,432) | 100.0% (379) |

Number of Students by City/Zip Code






Age Groups

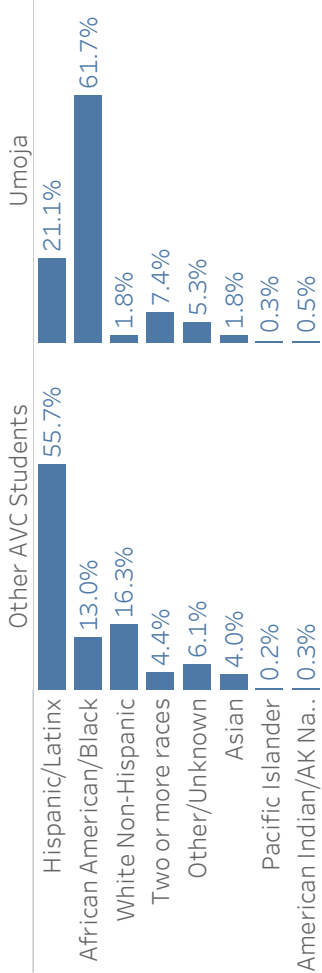


Gender



| | Other AVC Students | Umoja |
|----------------------------|--------------------|-------|
| Avg. # of Terms | 4.0 | 4.8 |
| Avg. GPA | 2.7 | 2.6 |
| Avg. AVC Earned Hours | 35.5 | 43.3 |
| Completion Rate | 78.4% | 72.7% |
| Avg. Transfer Earned Hours | 21.6 | 25.4 |
| Transfer Completion Rate | 91.4% | 87.5% |
| Avg. Enrolled Units | 8.3 | 9.8 |
| Number of Students | 13,432 | 379 |

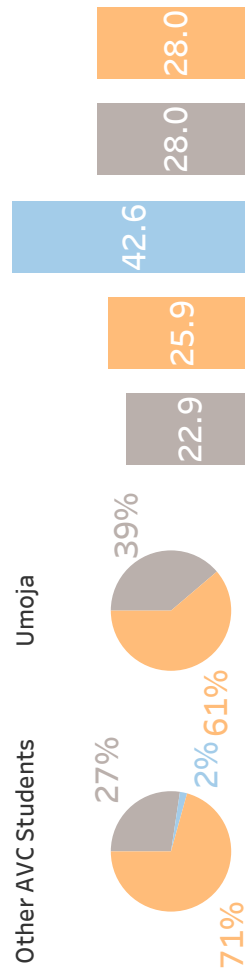
Race/Ethnicity



Top Declared Majors

| Rank | Major | Other .. | Umoja |
|------|------------------------------------|----------|--------|
| 1 | Registered Nursing | 14.07% | 17.26% |
| 2 | AS-T Business Administration &.. | 5.91% | 12.83% |
| 3 | Administration of Justice & AS-.. | 5.35% | 11.95% |
| 4 | AS-T Biology & Biological Scienc.. | 5.08% | 8.85% |
| 5 | AA-T Psychology | 5.05% | 8.85% |
| 6 | LAS: Arts and Humanities | 3.85% | 10.18% |
| 7 | Undeclared | 3.48% | |
| 8 | Aircraft Fabrication&Assembly | 2.86% | |
| 9 | LAS: Social/Behavioral Science | 2.56% | 10.62% |
| 10 | Child & Family Education | 2.44% | 6.19% |
| 11 | AA-T Sociology | 2.36% | 8.41% |
| 12 | AS-T Early Childhood Education | 2.22% | |
| 13 | AA-T Kinesiology | 2.07% | |
| 14 | General Business | 1.90% | |
| 15 | Radiologic Technology | 1.67% | |
| 16 | Mechanical Engineering | 1.60% | |
| 17 | Computer Software Developer | 1.60% | |
| 18 | Aircraft Fab & Assem Cert | 1.58% | |
| 19 | AS-T Mathematics & Mathemati.. | 1.55% | |
| 20 | LAS: Math and Sciences | 1.08% | 4.87% |

Part-Time vs. Full-Time vs. Non-Credit

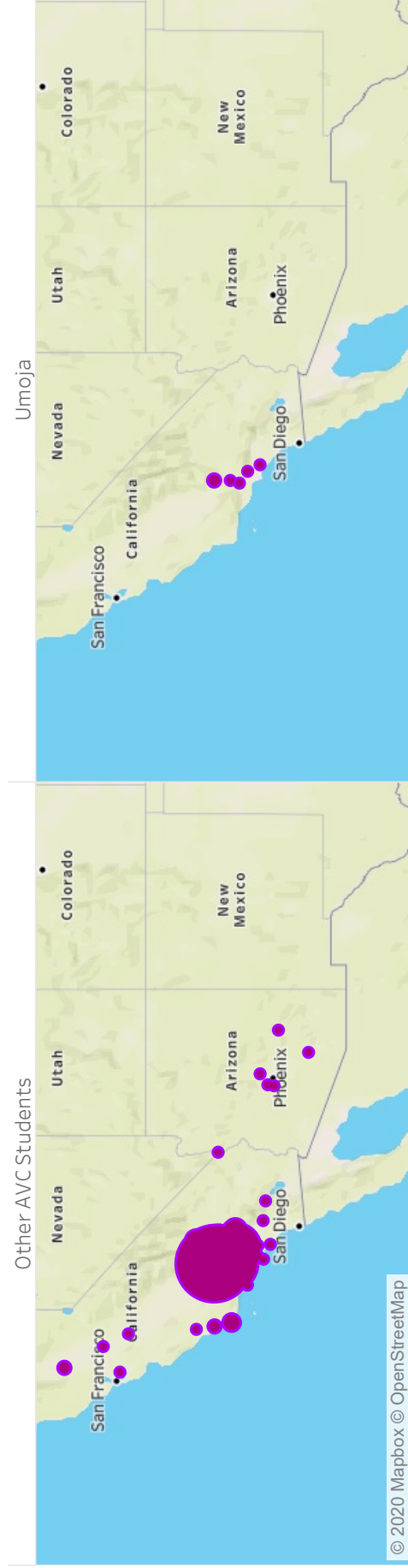


Full-Ti.. Part-ti.. Non-Cr.. Full-Ti.. Part-ti..

Ed Goals (Percentage | (Number of students if more than 10))

| | Other AVC Students | Umoja |
|---|--------------------------|-----------------------|
| Obtain an AA and transfer to baccalaureate granting institution | 47.6% (6,832) | 64.4% (226) |
| Obtain a two-year associate degree without transfer | 21.6% (3,105) | 19.1% (67) |
| Discover/Formulate career interests, plans, goals | 2.2% (312) | 3.4% (12) |
| Earn a career technical Certificate without transfer | 4.0% (568) | 2.0% () |
| Transfer to a 4-year institution without an AA degree | 1.9% (272) | 1.4% () |
| Prepare for a new career (acquire job skills) | 0.3% (49) | 0.3% () |
| Educational development (intellectual, cultural) | 0.1% (17) | |
| Undecided on goal | 0.9% (131) | |
| University /4-year college student taking courses to meet university/colleg.. | 0.2% (31) | |
| Advance in current job/career (update job skills) | 0.1% (11) | |
| Maintain certificate or license (e.g. Nursing, Real Estate) | 0.0% () | |
| Obtain a two-year vocational degree without transfer | 0.2% (25) | |
| Improve basic skills in ENGL, READ, or MATH | 0.6% (91) | |
| Uncollected / unreported | 0.0% () | |
| Grand Total | 100.0% (14,342) | 100.0% (351) |

Number of Students by City/Zip Code



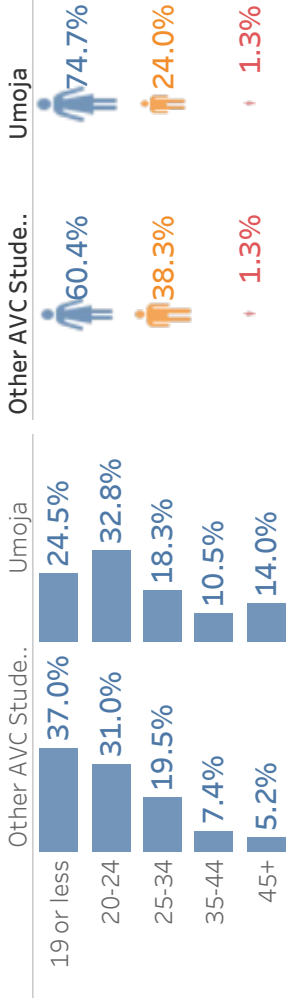


Fall 2020 Student Profile (as of 8/28/2020)

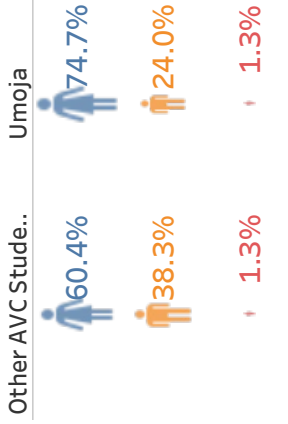
Each bar works as a Filter

Cohort Selector
Umoja

Age Groups



Gender



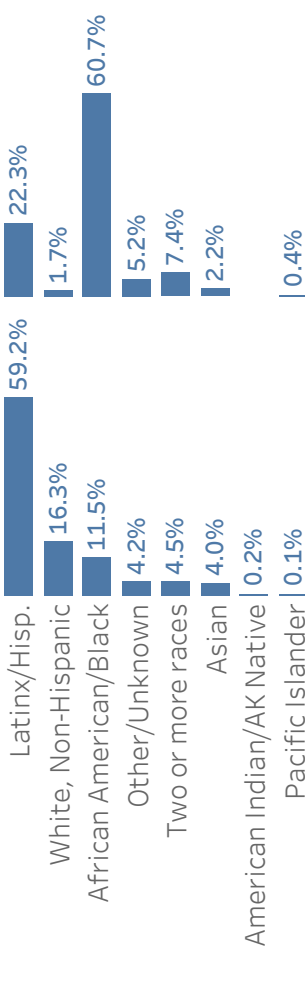
12,307
229

Other AVC
Students

Umoja

| | | |
|----------------------------|--------|-------|
| Avg. # of Terms | 3.8 | 5.6 |
| Avg. GPA | 2.8 | 2.7 |
| Avg. AVC Earned Hours | 37.9 | 47.9 |
| Completion Rate | 78.6% | 72.5% |
| Avg. Transfer Earned Hours | 23.0 | 21.5 |
| Transfer Completion Rate | 90.6% | 88.2% |
| Avg. Enrolled Units | 8.8 | 9.6 |
| Number of Students | 12,307 | 229 |

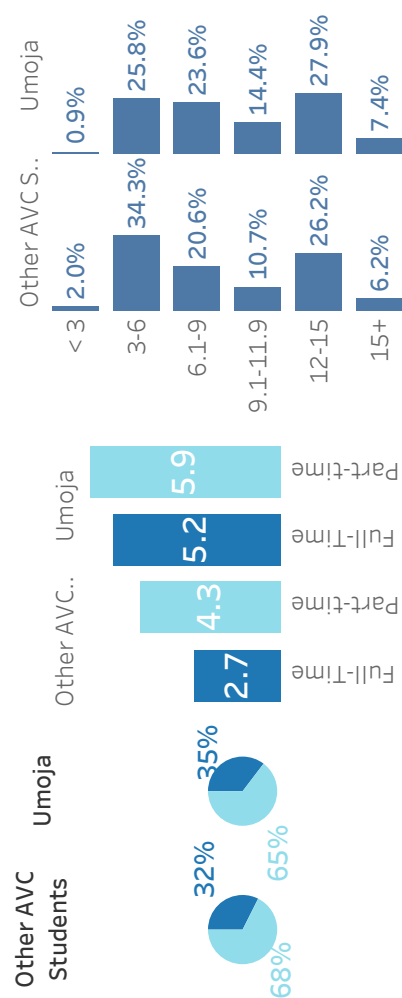
Race/Ethnicity



Top 20 Majors

| Rank | Major | Other AVC .. | Umoja |
|------|---|--------------|-------|
| 1 | Registered Nursing | 15.0% | 12.2% |
| 2 | AS-T Business Administration & Business Adminis.. | 5.7% | 7.4% |
| 3 | AS-T Biology & Biological Sciences | 5.4% | |
| 4 | AA-T Psychology | 5.1% | 8.3% |
| 5 | Administration of Justice & AS-T Administration o.. | 4.8% | 6.6% |
| 6 | LAS: Arts and Humanities | 4.2% | 6.6% |
| 7 | Undeclared | 3.6% | |
| 8 | Aircraft Fabrication&Assembly | 2.6% | |
| 9 | Child & Family Education | 2.3% | |
| 10 | AA-T Sociology | 2.3% | 5.2% |
| 11 | AS-T Early Childhood Education | 2.1% | |
| 12 | General Business | 2.1% | |
| 13 | LAS: Social/Behavioral Science | 2.0% | 5.2% |
| 14 | AA-T Kinesiology | 2.0% | |
| 15 | Mechanical Engineering | 1.9% | |
| 16 | Radiologic Technology | 1.7% | |
| 17 | Computer Software Developer | 1.5% | |
| 18 | Aircraft Fab & Assem Cert | 1.4% | |
| 19 | AS-T Mathematics & Mathematics | 1.4% | |
| 20 | Electrical Engineering | 1.2% | |

Part-Time vs. Full-Time



Ed Goals (Percentage) (N of students if more than 10)

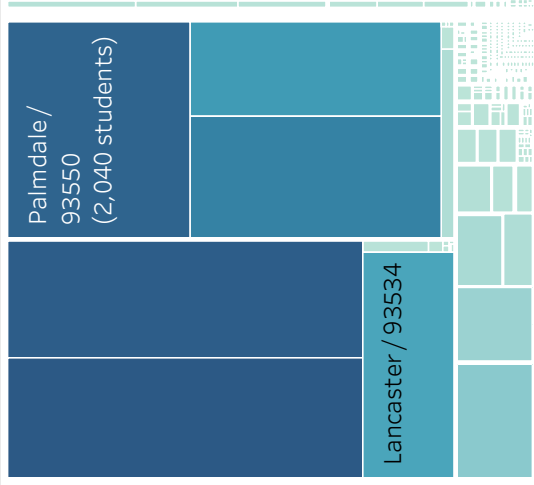
Cohort Selector
Umoja

Other AVC Students Umoja

| | Other AVC Students | Umoja |
|-----------------------------|--------------------------|-----------------------|
| Basic Skills or GED | 0.3% (35) | |
| Certificate/Career Planning | 5.2% (638) | 4.4% () |
| Degree/Transfer Seeking | 69.4% (8,535) | 89.5% (205) |
| Intellectual Development | 0.1% () | |
| Skills for Current Job | 0.1% () | |
| Undecided | 0.7% (85) | |
| University Student | 0.2% (20) | |
| Unknown | 24.2% (2,975) | 6.1% (14) |
| Grand Total | 100.0% (12,307) | 100.0% (229) |

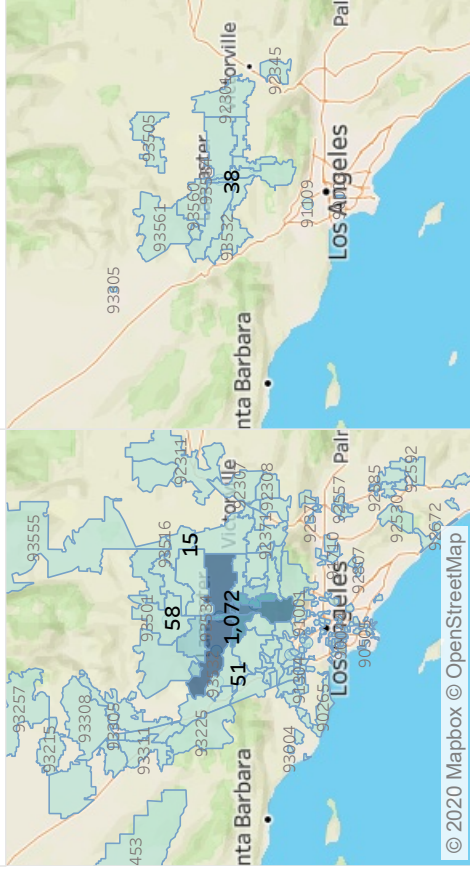
Number of Students by City/Zip Code (works as Filter as well)

Other AVC Students Umoja

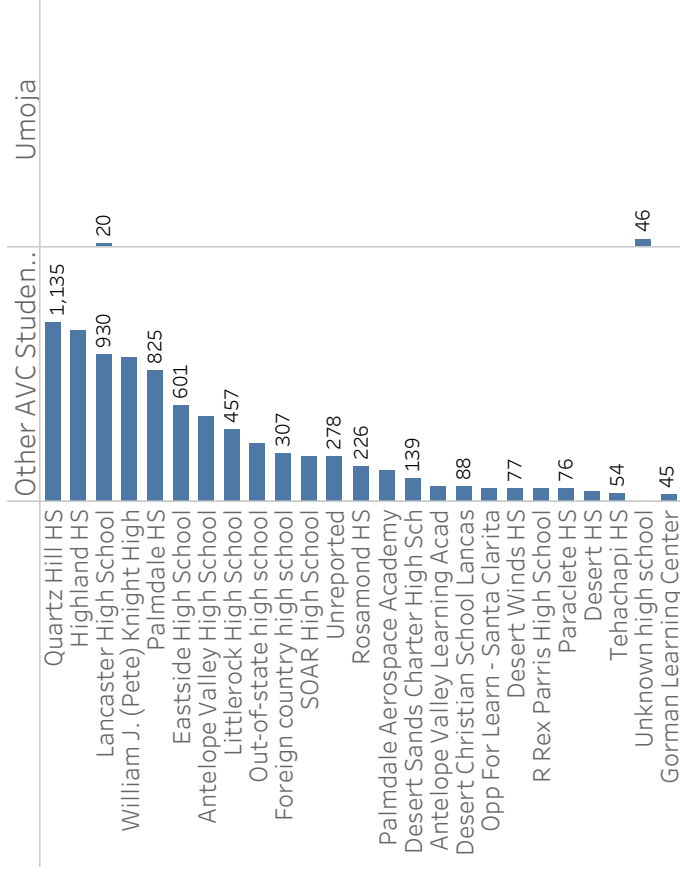


Other AVC Students

Umoja




High School (Top 25)




Fall 2020 New Students Profile (those who do not have prior Academic History at AVC)

New Students:
2,466

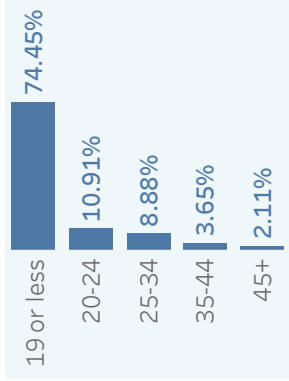
Gender



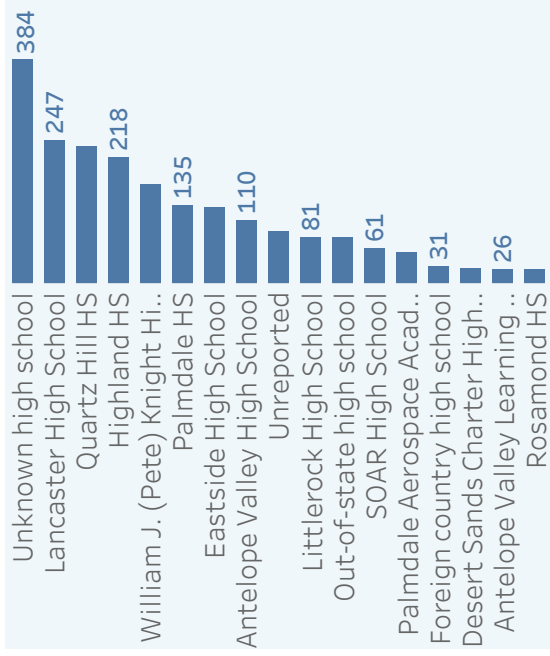
Race/Ethnicity



Age Groups



High School (Top 20)



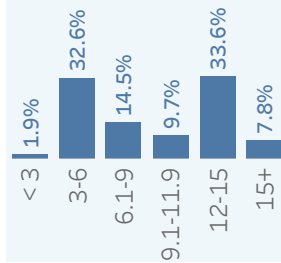
Top Declared Majors

| | | |
|----|------------------------------------|-------|
| 1 | Registered Nursing | 12.8% |
| 2 | Undeclared | 9.4% |
| 3 | AS-T Biology & Biological Scienc.. | 7.0% |
| 4 | LAS: Arts and Humanities | 6.7% |
| 5 | AA-T Psychology | 5.9% |
| 6 | AS-T Business Administration & .. | 5.1% |
| 7 | Administration of Justice & AS-.. | 4.3% |
| 8 | General Business | 3.5% |
| 9 | Aircraft Fab & Assem Cert | 2.7% |
| 10 | Mechanical Engineering | 2.5% |
| 11 | Aircraft Fabrication&Assembly | 2.4% |
| 12 | AA-T Kinesiology | 2.3% |
| 13 | Computer Software Developer | 2.0% |
| 14 | Medical Assistant | 1.8% |
| 15 | Radiologic Technology | 1.8% |
| 16 | AA-T Sociology | 1.8% |
| 17 | Child & Family Education | 1.8% |
| 18 | AS-T Early Childhood Education | 1.5% |
| 19 | AS-T Mathematics & Mathemati.. | 1.5% |
| 20 | Computer Engineering | 1.5% |

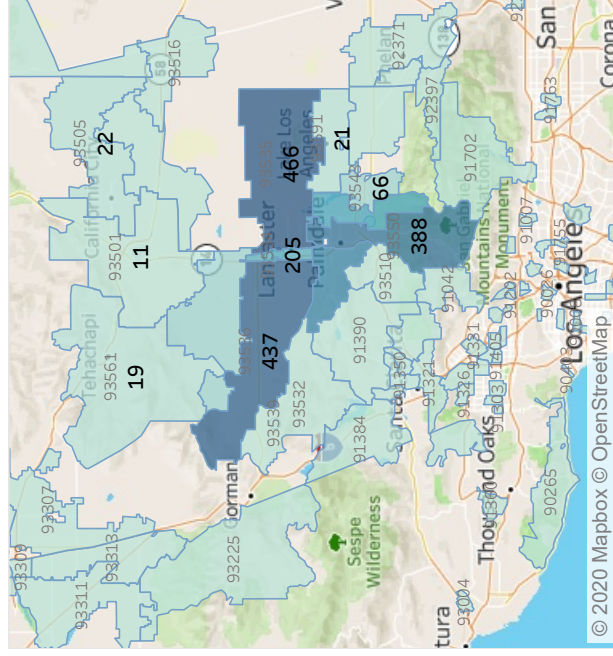
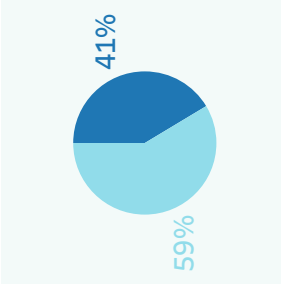
Ed Goal (Percentage) | (N of students if more than 10)

| | |
|-----------------------------|------------------|
| Unknown | 62.5% (1,541) |
| Degree/Transfer Seeking | 33.1% (817) |
| Certificate/Career Planning | 3.9% (96) |
| Undecided | 0.3% () |
| University Student | 0.1% () |
| Skills for Current Job | 0.0% () |
| Intellectual Development | 0.0% () |
| Basic Skills or GED | 0.0% () |
| Grand Total | 100.0% (2,466) |

Enrolled Units

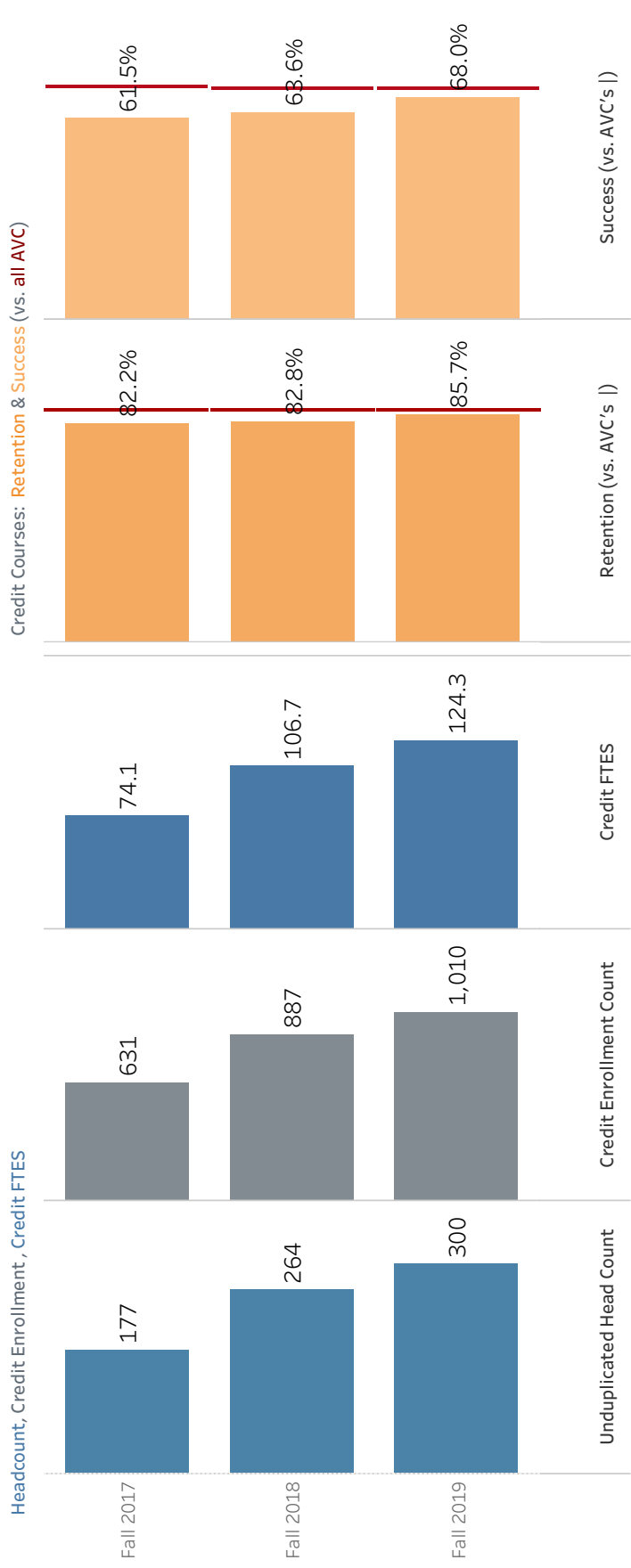
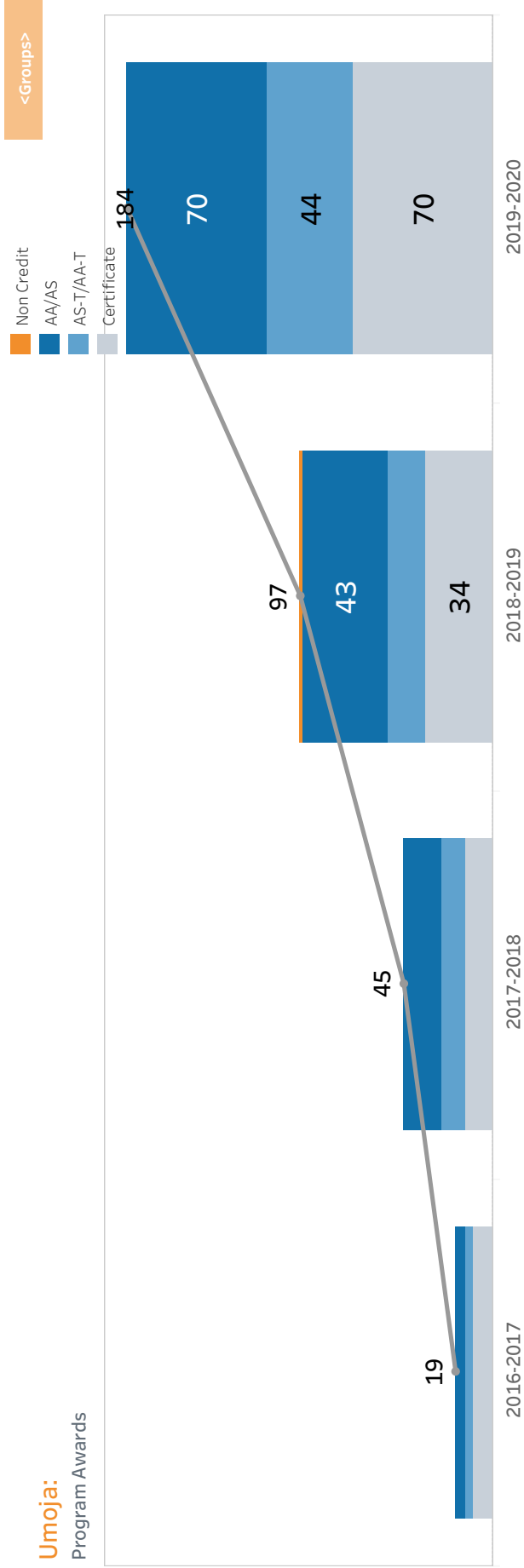


Part-Time vs. Full-Time



Umoja:

Program Awards



A CANDID PORCH TALK



Student
Equity

FOR THE
CULTURE
Who Are You?

"How Does Culture Influence Personal Identity?"

JOIN THE CONVERSATION

TUESDAY, NOVEMBER 17

12:30-2:30 PM



REGISTER TODAY:



<https://bit.ly/CandidPorchTalk20>

Meeting ID will be provided upon RSVP

office info: [STUDENT_EQUITY | STUDENT_EQUITY@AVC.EDU](mailto:STUDENT_EQUITY@AVC.EDU)
[HTTPS://CCCCONFER.ZOOM.US/J/99804102077](https://cccconfer.zoom.us/j/99804102077)

Upon request five business days before the event, reasonable accomodation will be provided to facilitate the participation of covered individuals with disabilities.

Call (661) 722-6360 (voice/relay).



Undocumented and Black: The Hidden Story


Join us

November 10 • 5-7 pm

for a presentation by
Denea Joseph,
an undocumented DACA recipient and
national immigrants' rights activist

Please RSVP to:

<http://bit.ly/UndocumentedAndBlack>



Sponsored by Antelope Valley College Dreamers Center
dreamerscenter@avc.edu | www.avc.edu/DreamCenter