



AVC AT A GLANCE

2017-2018 Academic Year



VISION

To provide quality education that transforms lives

MISSION

Antelope Valley College, a public institution of higher education, provides a quality, comprehensive education to a diverse population of learners. We are committed to student success, offering value and opportunity, in service to our community.

VALUES

Education—We are dedicated to students, faculty, staff, and alumni in their endeavor for lifelong learning.

Integrity—We expect honesty, trust, candor, and professionalism from one another.

Excellence—We commit to the highest quality in all our endeavors, being responsive to our community in innovative ways.

Community—We create and foster relationships between AVC and its diverse constituents: students, faculty, staff, alumni, and the community at large.

AVC FACTS

District Size: **1,945 Sq. Miles** | Number of Buildings: **35**

2017-2018 Student Enrollment: **18,787**

Offering Associate Degree Programs: **92**

Certificate Programs: **60** | Bachelor Degree Programs: **1**

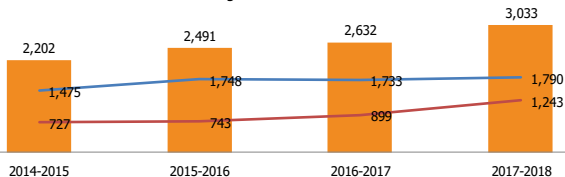
Antelope Valley College is fully accredited by the Accrediting Commission for Community and Junior Colleges/Western Association of Schools and Colleges (ACCJC/WASC). AVC's last reaffirmation of accreditation was Fall 2016.

OFFERINGS

- Associate Degree Programs
- Career Technical Programs
- Transfer/General Education Courses
- Basic Skills Courses
- Student Support and Instructional Support
- Workforce Preparation and Economic Development
- Personal Enrichment and Professional Development
- Open Educational Resource Courses
- Non-credit Courses
- Honors Program
- Bachelor's Degree in Airframe Manufacturing Technology

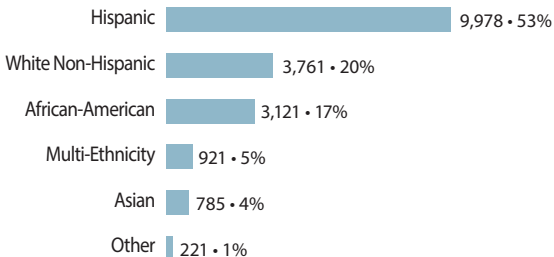
PROGRAM AWARDS

AVC Total Degrees Total Certificates Total



AVC STUDENT DEMOGRAPHICS 2017-2018

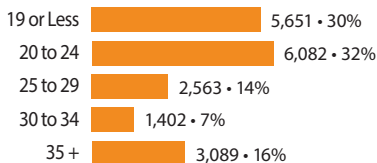
ETHNICITY



GENDER



AGE GROUP



Top 10 Declared Majors at AVC, Fall 2017

1. Registered Nursing
2. Biological Sciences
3. Administration of Justice
4. AA-T Psychology
5. LAS: Arts and Humanities
6. Business Administration
7. LAS: Social/Behavioral Science
8. Undeclared
9. Child & Family Education
10. AS-T Business Administration

Antelope Valley College Quick Data

	2015-16	2016-17	2017-18	% Change 2015-16 to 2017-18
Annual FTES	11,139.6	10,906.5	11,069.4	-0.6%
Program Awards				
AA	1,080	1,035	1,094	1%
AS	668	698	696	4%
Certs 30+ Units	544	683	824	51%
Certs 18 to <30 Units	197	212	225	14%
Certs 6 to <18 Units	2	4	194	9600%
Total Awards	2,491	2,632	3,033	22%
	Fall 2015	Fall 2016	Fall 2017	% Change Fall 2015-2017
Student Enrollment	14,530	14,215	14,298	-1.6%
Unit Load				
Part-time (<12 Units)	10,229	9,847	9,991	-2.3%
Full-time (12+ Units)	4,097	4,170	4,063	-0.8%
Non-Credit	204	198	244	19.6%
Employee Count				
	891	946	956	7.3%



**ANTELOPE
VALLEY
COLLEGE**

3041 West Avenue K
Lancaster, CA 93536
www.avc.edu
(661) 722-6300

2301 East Palmdale Blvd.
Palmdale, CA 93550
www.avc.edu/palmdale
(661) 722-6400

IERP, September 2018

Antelope Valley College prohibits discrimination and harassment based on race, religious creed, color, national origin, ancestry, physical disability, mental disability, medical condition, marital status, sex, age, or sexual orientation.