



Happy New Year!

Spring 2023

Fall 2022 Accomplishments

- Serve Students! Be Kind!
- Teaching and Supporting Students
- Finalized and Submitted Accreditation Report
- Application and Approval of Professional Resource Team Project supporting Guided Pathways
- Caring Campus Group (QFE Project)
- Student Housing Grant (to be submitted 1/23)
- Achieving the Dream Application Submitted (December)

Spring 2023 Focal Points

- Student Retention and Success!
- Decision Making Principles Draft
 - Do What is best for Students
 - Find a way to Yes
 - Promote and Maintain Highest Standards and Ethics in all we do.
- Continued Professional Development
- Continued review and implementation of updated Policies and Procedures

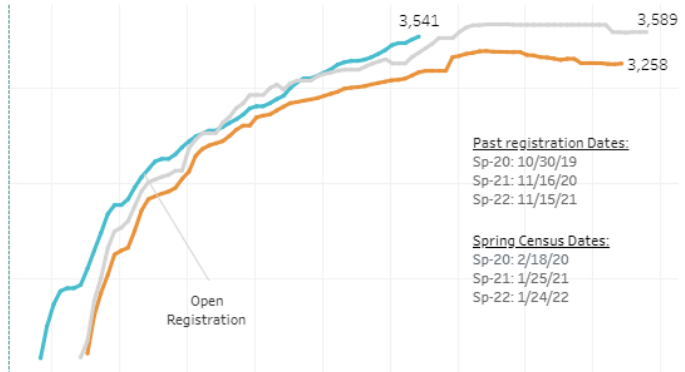
Enrollment

- 11,400 by 2024!

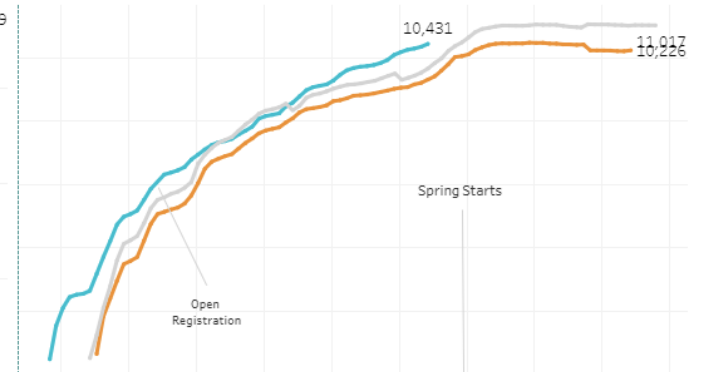
2023 Spring FTES by IERP

Spring 2023 | Spring 23 & 22 | Fill Rates Spring 23 | Trend by Divison/Subject Sp-23

January 3, 2023 Spring FTES: 2021, 2022, 2023



Spring Headcount : 2021, 2022, 2023



Total FTES and HEADCOUNT: Spring 2023

Month, Day, Year of Report Date	Days to 1st Day of Spring 23	Days Since Registration Sp 23	Lancaster & Off Camp	Palmdale	Total FTES
January 3, 2023	-6	57	2,325	1,217	3,541
January 2, 2023	-7	56	2,309	1,202	3,511
January 1, 2023	-8	55	2,290	1,184	3,474
December 31, 2022	-9	54	2,290	1,184	3,474
December 30, 2022	-10	53	2,277	1,174	3,451
December 29, 2022	-11	52	2,264	1,134	3,397
December 28, 2022	-12	51	2,251	1,109	3,359
December 27, 2022	-13	50	2,231	1,094	3,325
December 26, 2022	-14	49	2,215	1,085	3,299
December 25, 2022	-15	48	2,207	1,079	3,286
December 24, 2022	-16	47	2,207	1,079	3,286
December 23, 2022	-17	46	2,198	1,074	3,272
December 22, 2022	-18	45	2,181	1,065	3,247
December 21, 2022	-19	44	2,145	1,052	3,197
December 20, 2022	-20	43	2,123	1,039	3,163
December 19, 2022	-21	42	2,102	1,027	3,129
December 18, 2022	-22	41	2,089	1,014	3,103
December 17, 2022	-23	40	2,089	1,014	3,103
December 16, 2022	-24	39	2,061	999	3,061
December 15, 2022	-25	38	2,033	967	3,001

Spring 2022

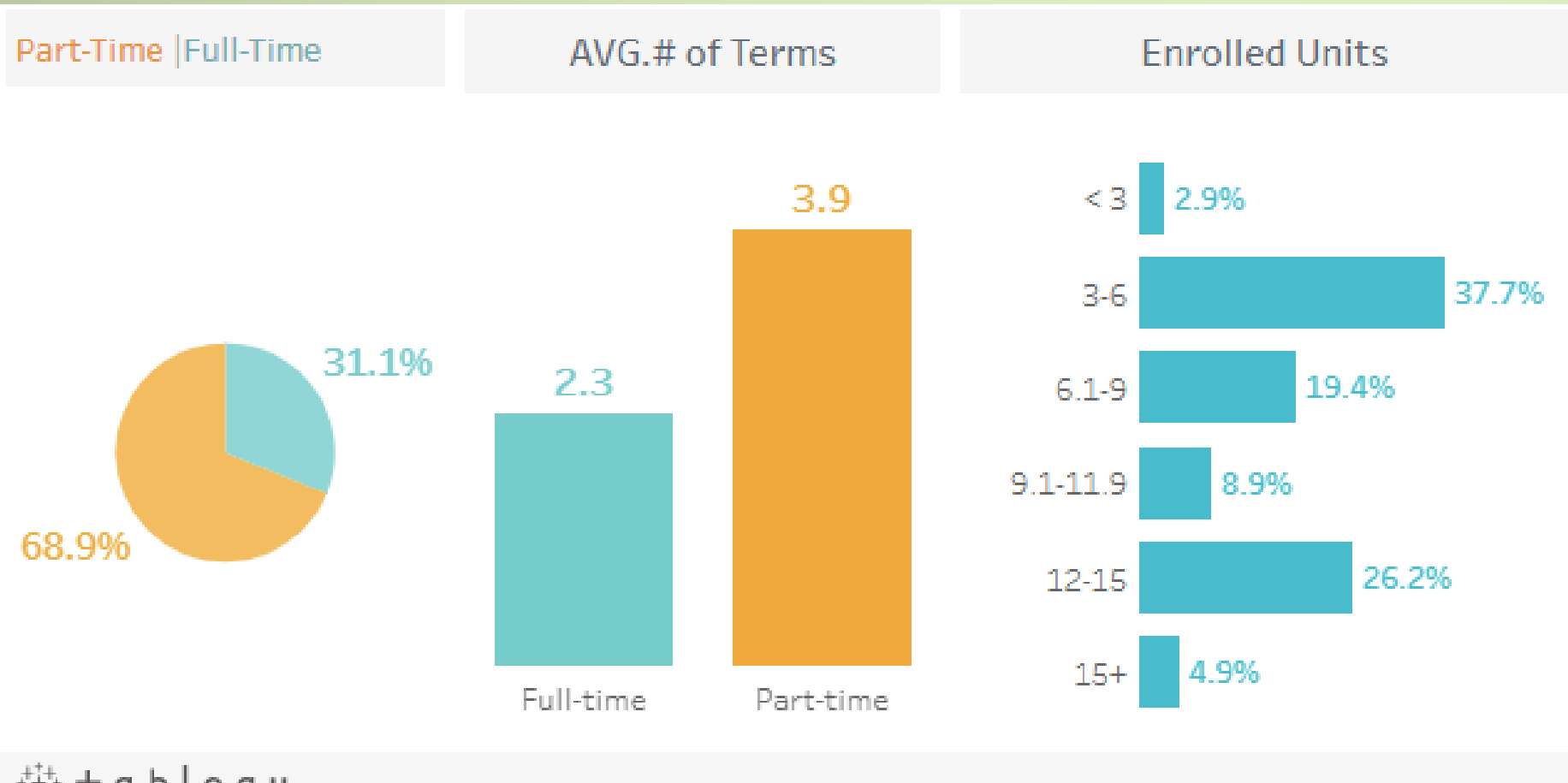
of Days to 1st Day of Spring 22 Slider: -6 | 330

Month, Day, Year of Report Date	Days to 1st Day of Spring 22	Days Since Registration Sp 22	Lancaster & Off Camp	Palmdale	Total FTES
January 4, 2022	-6	50	2,253	914	3,167
January 5, 2022	-5	51	2,261	920	3,181
January 6, 2022	-4	52	2,261	920	3,181
January 7, 2022	-3	53	2,261	920	3,181
January 8, 2022	-2	54	2,261	920	3,181
January 9, 2022	-1	55	2,363	963	3,325
January 10, 2022	0	56	2,370	968	3,338
January 11, 2022	1	57	2,376	984	3,360
January 12, 2022	2	58	2,384	987	3,371
January 13, 2022	3	59	2,395	992	3,387
January 14, 2022	4	60	2,398	992	3,390
January 15, 2022	5	61	2,398	984	3,382
January 16, 2022	6	62	2,399	982	3,381
January 17, 2022	7	63	2,398	981	3,379
January 18, 2022	8	64	2,399	979	3,378
January 19, 2022	9	65	2,400	979	3,379
January 20, 2022	10	66	2,393	955	3,348
January 21, 2022	11	67	2,391	952	3,343
January 22, 2022	12	68	2,381	944	3,325
January 23, 2022	13	69	2,379	942	3,321

FTES 2022-2023

- Summer 2022
 - 955
- Fall 2022
 - 3,866
- Spring 2023 (conservative guestimation)
 - (3,600)
- Total 8,421
- Goal 11,400
- Difference 2,979

Yes We Can!





Remember~

Serve Students

Be Kind