

## Vision for Success Goals

### Summary Table with Actuals for AVC

GOAL/ Metric Name	Target Increase/ Decrease	2016-2017	2017-2018	2018-2019	Change by 2021-2022	Status
<b>GOAL 1: Completion</b>						
AA/AS+ADT	20%	1,352	1,349	1,565	1,622	😊
Earned a CO Approved Credit Certificate	20%	788	869	1,097	946	😄
Earned an Associate Degree (AA/AS)	20%	947	865	972	1,136	😐
Attained the Vision Goal Completion	20%	1,343	1,364	1,600	1,612	😄
<b>Goal 2: Transfer</b>						
Earned an Associate Degree for Transfer (ADT)	20%	405	484	593	486	😊
All Students Who Transferred to a CSU or UC	35%	641	669		865	😐
<b>Goal 3: Unit Accumulation</b>						
Average Number of Units Accumulated by All Associate Degree Earners	-15%	101.4	100.9	98.3	86	😐
<b>Goal 4: Workforce</b>						
Median Annual Earnings, (\$)	5%	22,611	24,720		23,742	😄
Attained the Living Wage	20%	1,187	1,314		1,424	😊
Attained the Living Wage (%)	20%	34%	37%		41%	😊
Job Closely Related to Field of Study	1%	71%	n/a		72%	😊

😊 - on target

😄 - exceeds target

😐 - needs more effort/below target

Data Source: CalPass Plus-

<https://www.calpassplus.org/LaunchBoard/Student-Success-Metrics.aspx>

## Metrics Definitions:

**Number of students who attained the Vision Goal Completion Definition:** Students who earned a Chancellor's Office approved credit certificate, or an associate degree, or a community college bachelor's degree, among students enrolled in the current or any prior year.

**Number of students who transferred to CSU or UC institution:** Students who completed 12+ credits at any community college, exited the community college system, and were enrolled at a CSU or UC in the year following the selected year.

**Average number of credits earned by students who earned an associate degree and had taken at least 60 units at any college:** Total credits earned (received grades A, B, C, or D) for students who earned an associate degree in the selected or subsequent year and completed at least 60 credits in the California community college system.

**Job Closely Related to Field of Study:** Proportion of CTEOS respondents who reported working in a job very closely or closely related to their field of study among students who:

- 1) received an approved Chancellor's Office certificate or degree with a vocational flagged Taxonomy of Programs (TOP) code and were enrolled in 0 - 5 units each semester in the subsequent year (not enrolled or minimally enrolled); or
- 2) received a non-approved Chancellor's Office certificate of at least six units with a vocational flagged TOP code and were not enrolled in the subsequent year; or
- 3) completed at least nine units (within the prior three years) that were SAM coded AD (with at least one course SAM coded AC) in any TOP code and were not enrolled in the subsequent year and did not transfer or receive a certificate or vocational degree, who did not transfer to another postsecondary institution, and who responded "my job is in the same field as my coursework and training" or "I use what I learned in my coursework and training, even though I am not working in the exact same field".

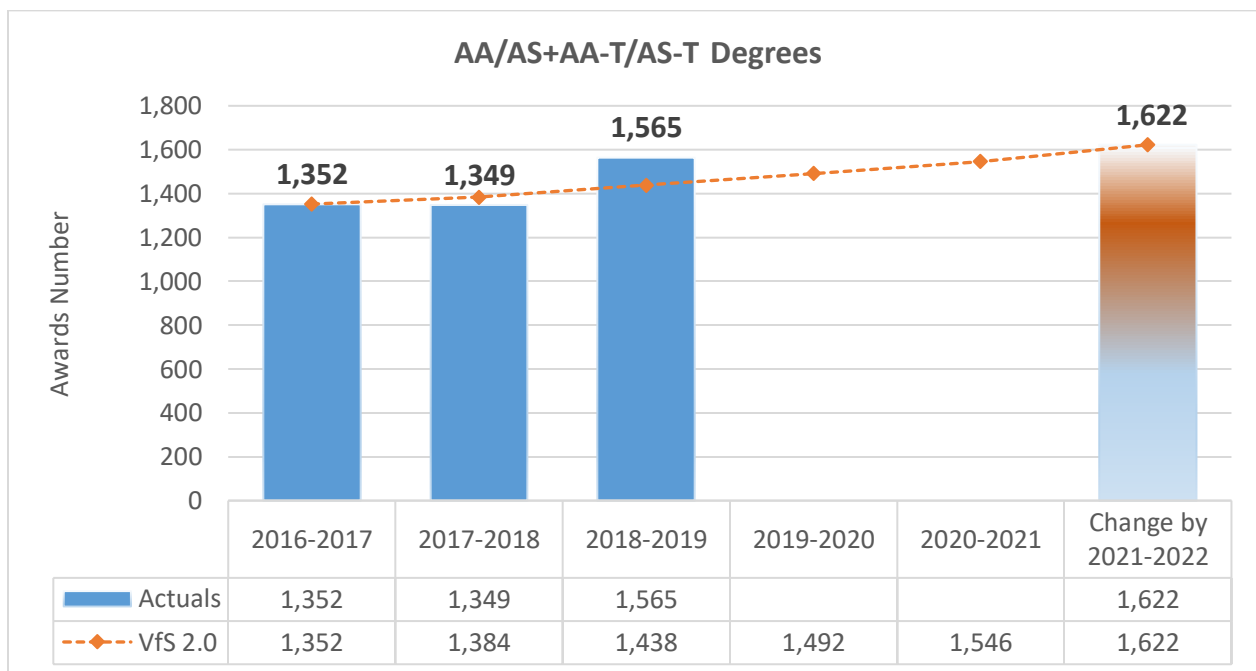
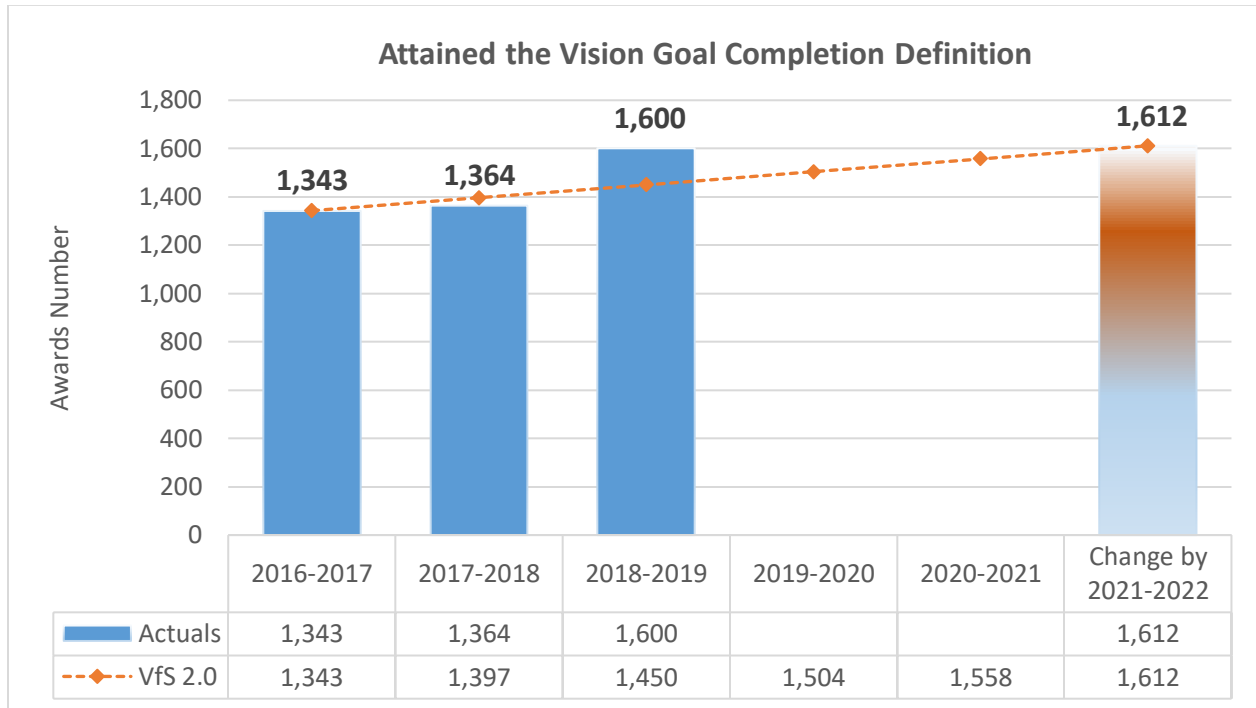
**Median Annual Earnings:** Among students who exited the community college system and who did not transfer to any postsecondary institution, median earning following the academic year of exit.

**Median earnings gain of exiting students:** Among students who were not enrolled in the community college system, and were also not enrolled in any other postsecondary institution, and were matched in the Unemployment Insurance wage file in the second fiscal quarter before entering the CCC system and in the second fiscal quarter after exiting the CCC system, difference in wages prior to entry and after exit, adjusted for inflation. (Note: methodology has been changed, so results are delayed.)

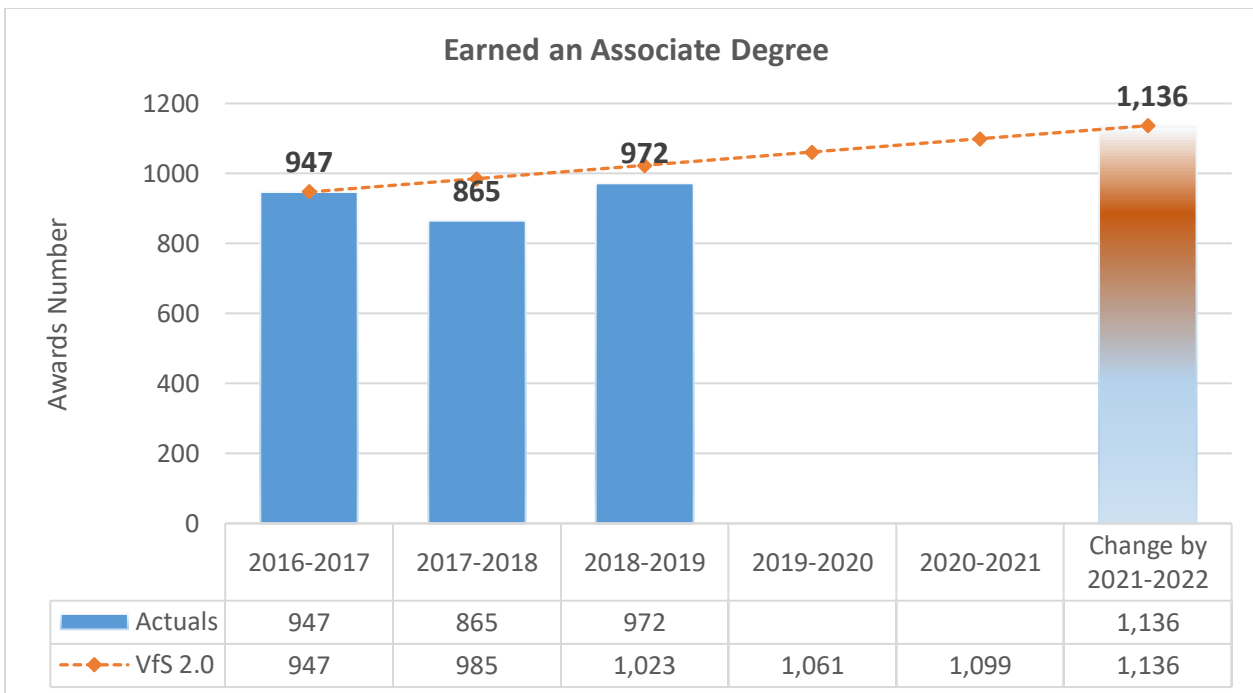
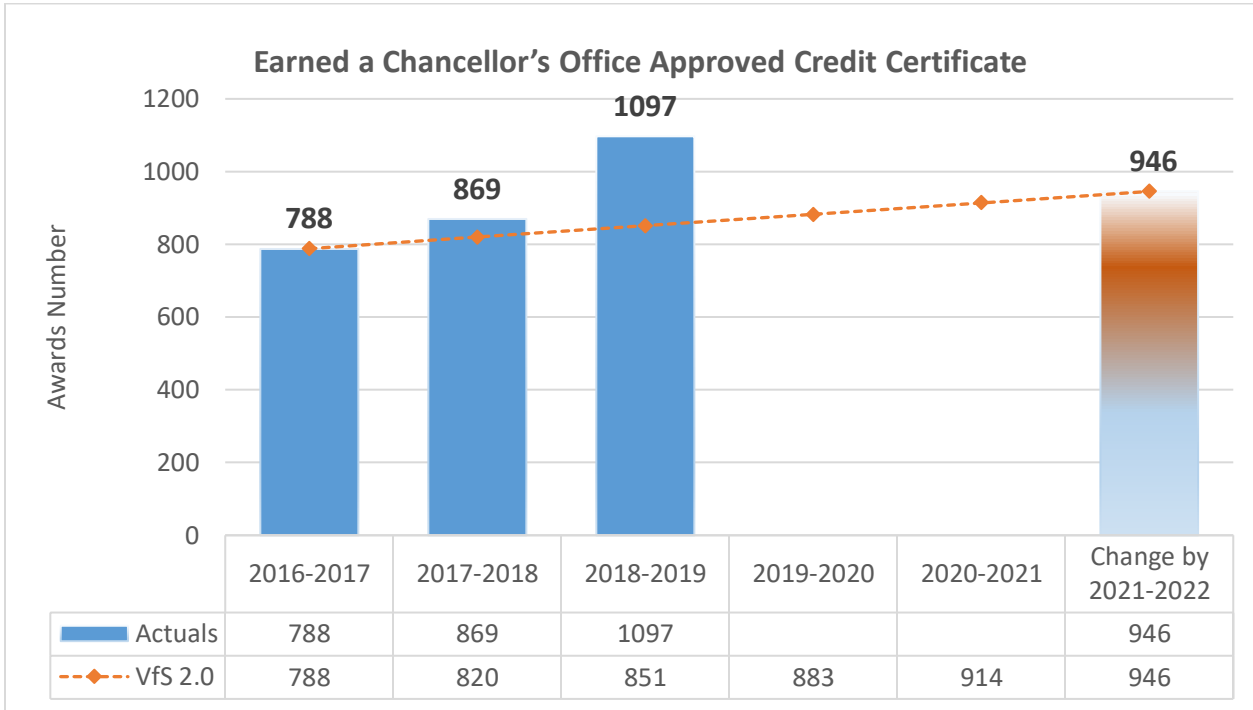
# Vision for Success Goals

## GOAL 1: COMPLETION

System wide, increase by at least 20 percent the number of CCC students annually who acquire associate degrees, credentials, certificates, or specific job skill sets that prepare them for in-demand jobs by 2021-22.

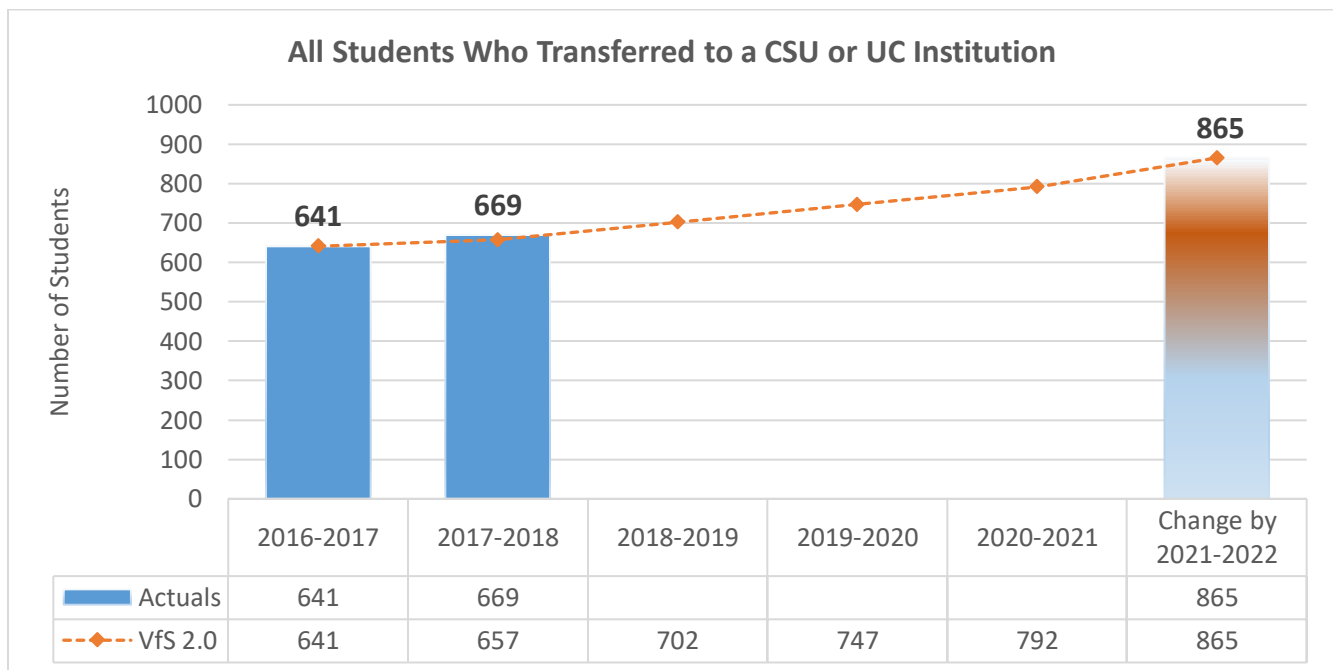
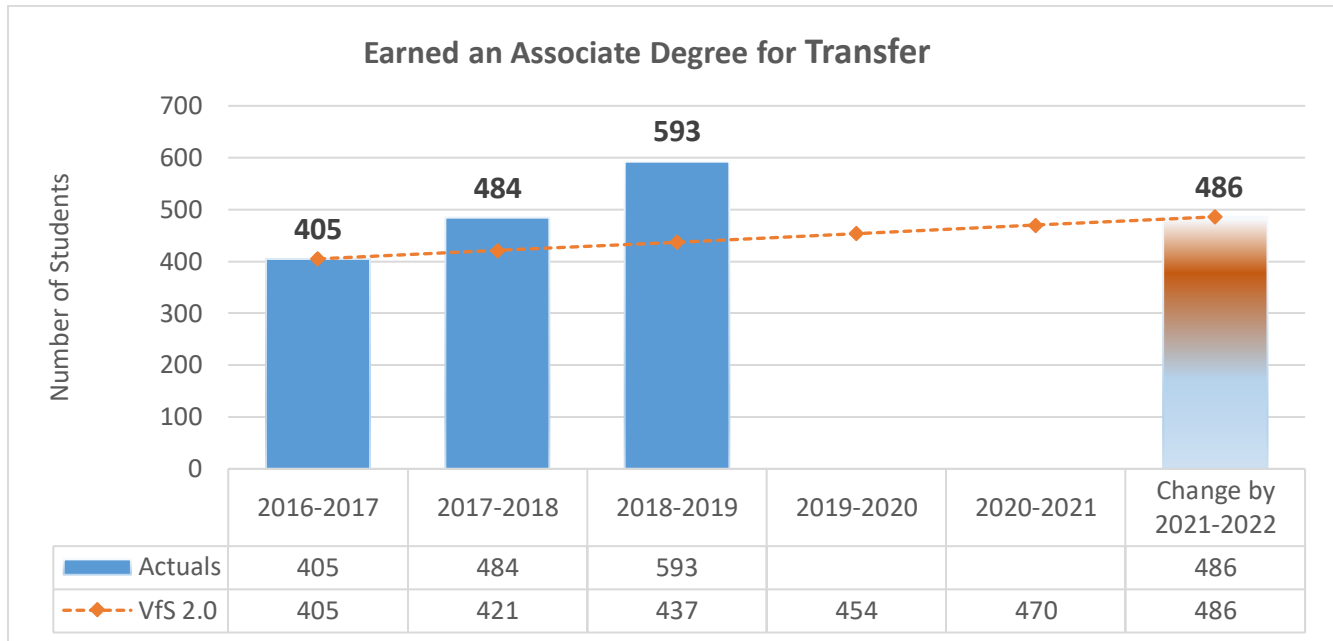


**GOAL 1: COMPLETION (CONTINUED)**



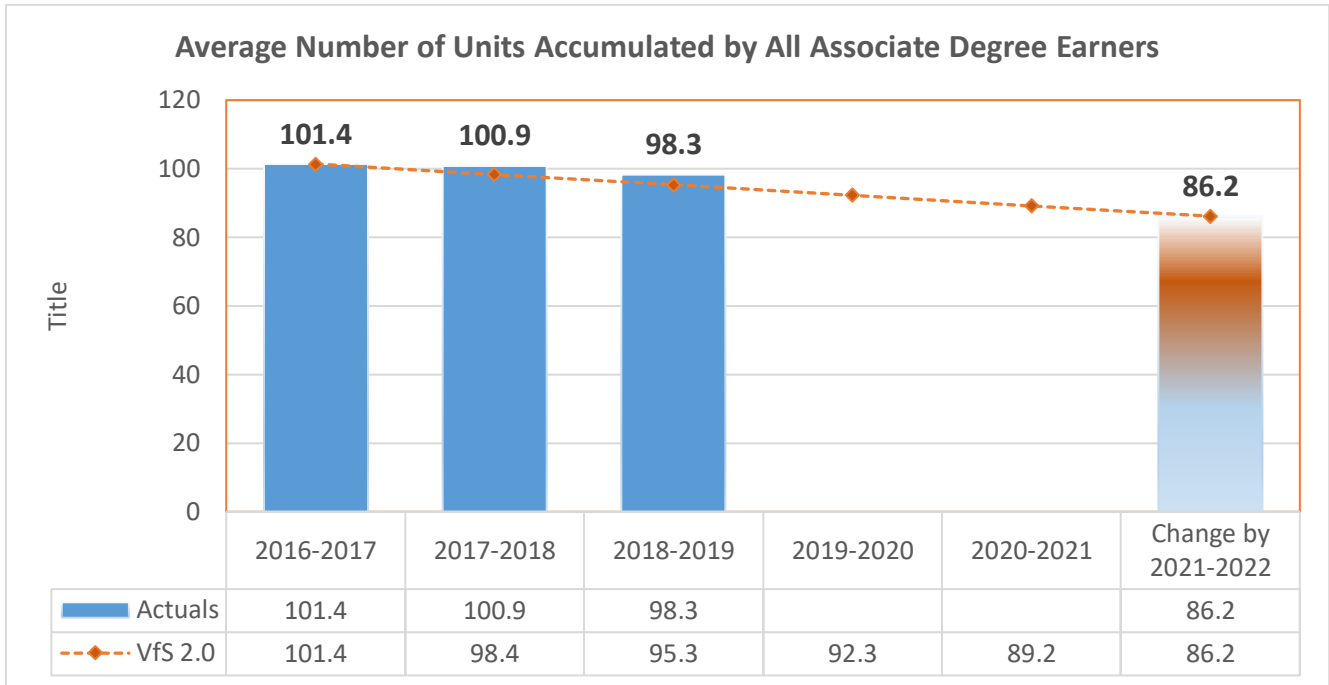
## GOAL 2: TRANSFER

Systemwide, increase by 35 percent the number of CCC students transferring annually to a UC or CSU by 2021-22.



### GOAL 3: UNIT ACCUMULATION

Systemwide, decrease the number of units accumulated by CCC students earning associate degrees, from an average of approximately 87 total units to an average of 79 total units by 2021-22.



### GOAL 4: WORKFORCE

Systemwide, increase the percent of exiting CTE students who report being employed in their field of study, from the most recent statewide average of 60% to 69% by 2021-22.

