



# FACILITIES SERVICES WORK REQUESTS

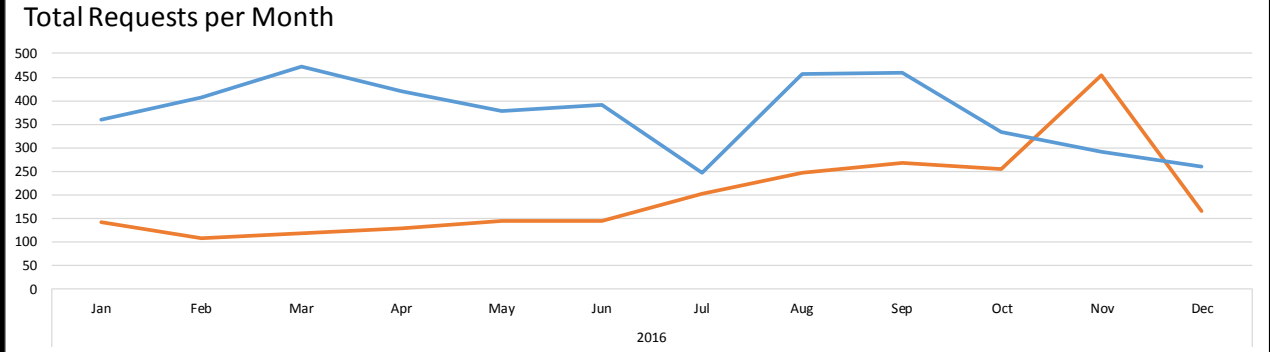
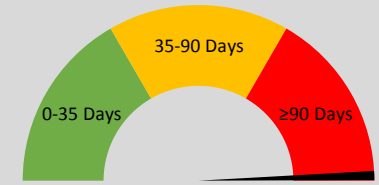
LEGEND: **Reactive** **PM**

AS OF: **12/31/2016**

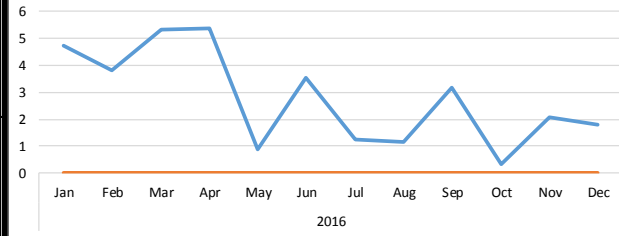
Total Requests <b>6,852</b>	Total Completed 98% <b>6,742</b>	Total Pending 2% <b>110</b>	Total Overdue (≥ 90 days) 1% <b>44</b>
--------------------------------	-------------------------------------	--------------------------------	---

Average Days to Completion

**177** Days



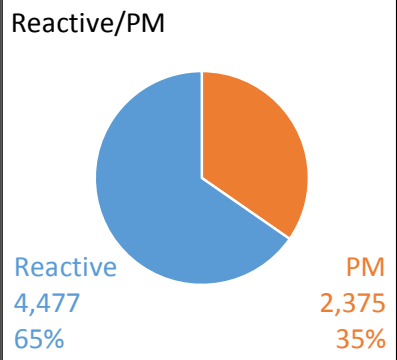
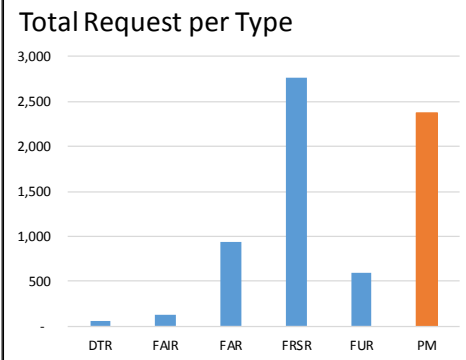
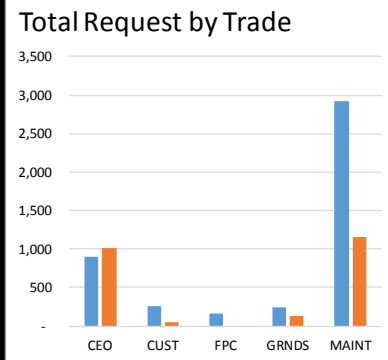
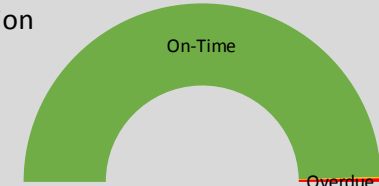
Average Days to Completion per Month



Total Reactive 65% <b>4,477</b>	Average Per Month <b>373</b>	Total PM 35% <b>2,375</b>	Average Per Month <b>198</b>
------------------------------------	---------------------------------	------------------------------	---------------------------------

On-Time Completion Rate

**99%**



Total Overdue Requests per Month

