

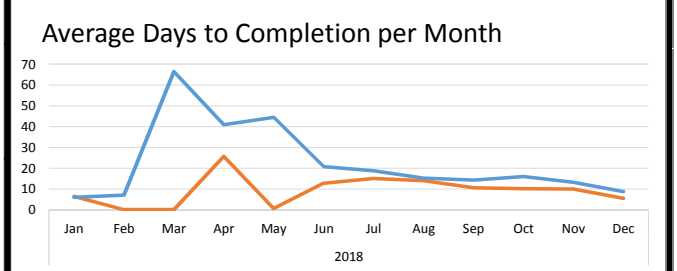
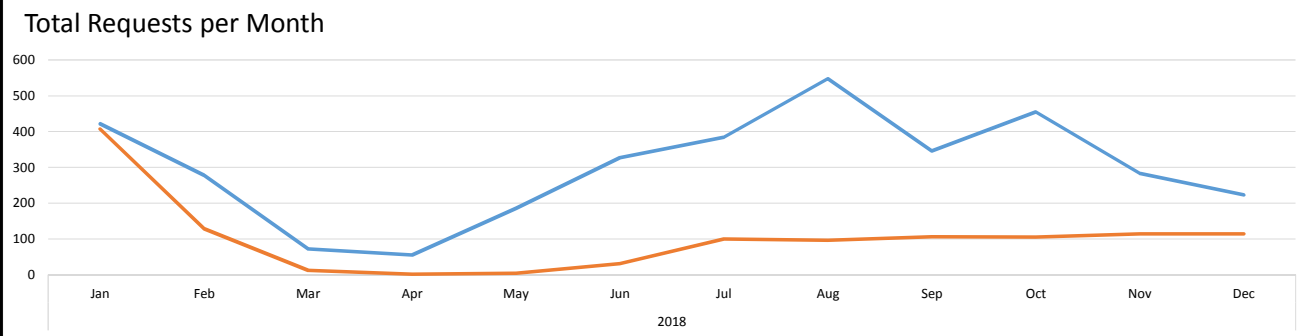
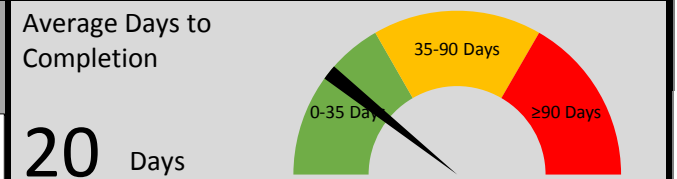


FACILITIES SERVICES WORK REQUESTS

LEGEND: **Reactive PM**

AS OF: **12/31/2018**

Total Requests 4,797	Total Completed 94% 4,512	Total Pending 6% 285	Total Overdue (≥ 90 days) 4% 198
--------------------------------	-------------------------------------	--------------------------------	--



Total Reactive 75% 3,579	Average Per Month 298	Total PM 25% 1,218	Average Per Month 102
------------------------------------	---------------------------------	------------------------------	---------------------------------

