



Do You Want to Turnitin? Training for Instructors

Antelope Valley College

Faculty Academy Presenters:
Prof. Diane Flores-Kagan and
Prof. Carolyn Burrell

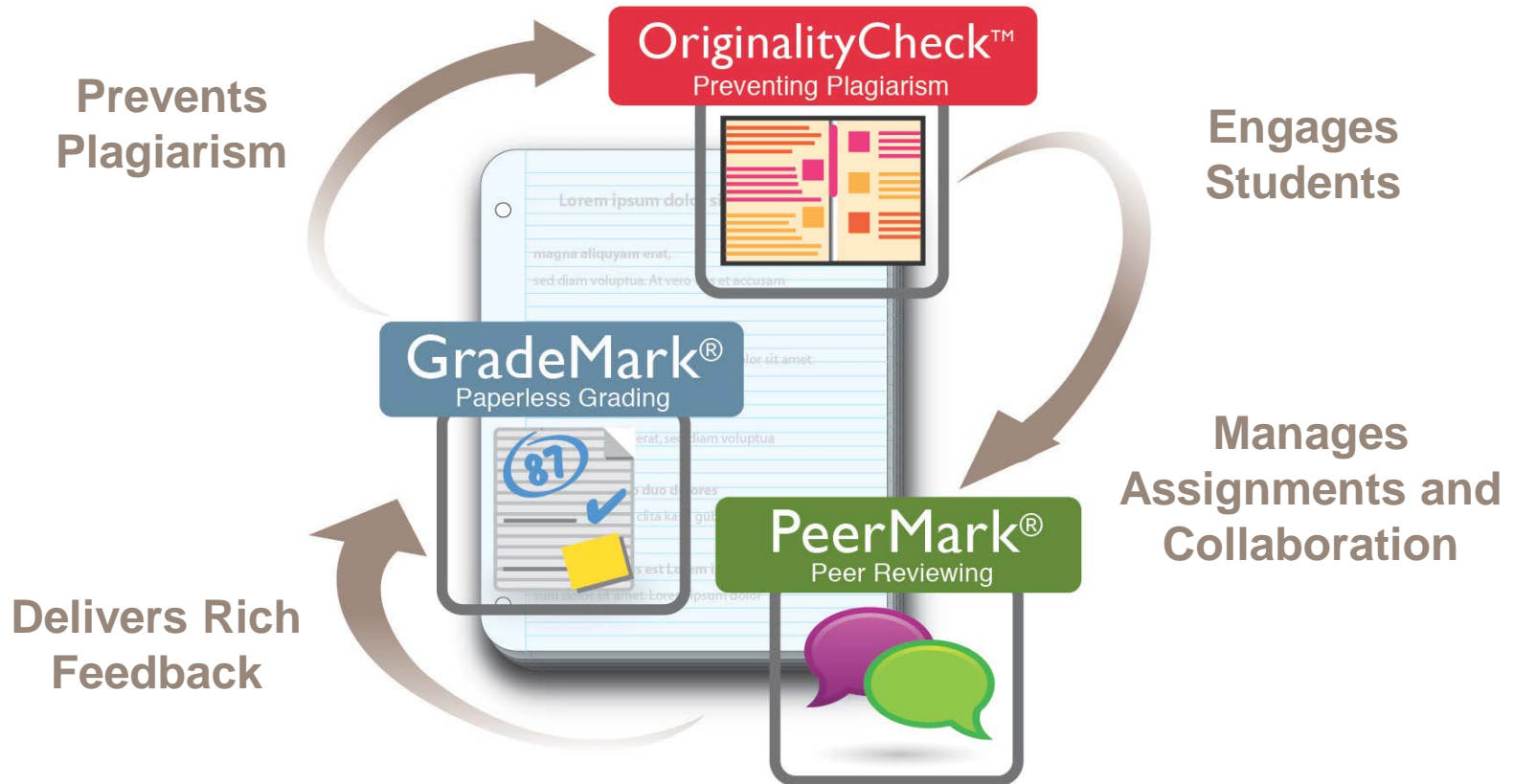
- Understand the functions and potential benefits of Turnitin.
- Clarify expectations for using Turnitin.
- Be familiar with OriginalityCheck, GradeMark, and PeerMark.

Introduction to Turnitin



Benefits for Teaching.
Impact on Learning.

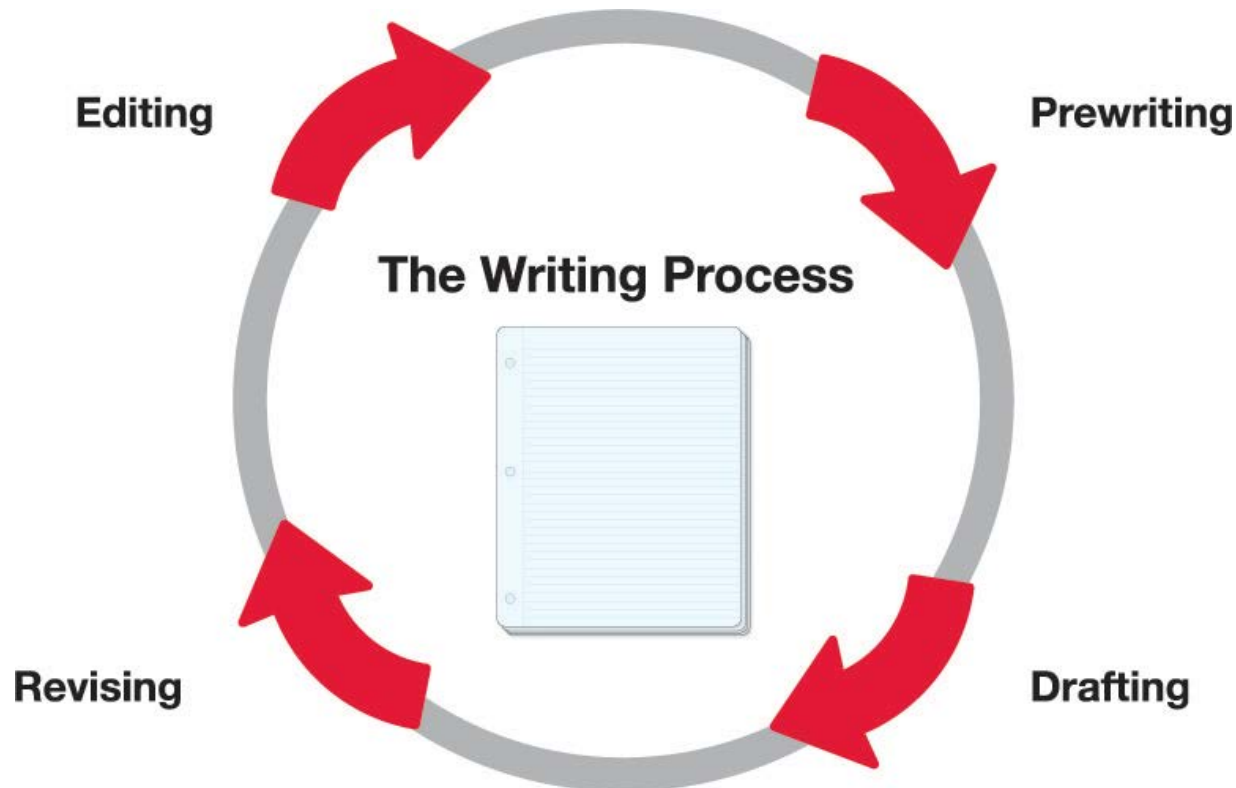
What is Turnitin?



A Web-based solution that puts the student's paper at the
CENTER of the online feedback process

- What is Turnitin?
- How does Turnitin work?
- What if Turnitin finds text matches in my paper?
- Who can see my paper?
- Does Turnitin violate student copyrights?

The Writing Process Is the Key



Why doesn't it get used more... and more effectively?

Turnitin's OriginalityCheck is the World's Leading Plagiarism Prevention Service

When used as instructional support, Turnitin can

- ensure that students are aware of, and hold to, the highest standards regarding proper research and citation
- support students' development of academic writing skills

English 101 > Medical Essay

Originality GradeMark PeerMark

To Speak or Sign: Choosing Cochlear Implants
BY JOHN SMITH

Paper 65 of 65

TURNITIN SIMILARITY GRADE
65 9
% INDEX OUT OF 10

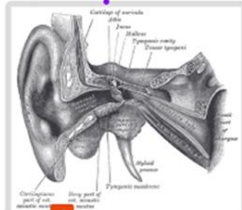
To Speak or Sign

The Parental Pressure to Choose between Cochlear Implants, Sign Language, or Both

On this page

Sign language is a beautifully expressive, visual language using hand, body and facial expressions to convey words and meaning; however, as more and more parents are learning even as early as birth that their child may be deaf, more children are getting cochlear implants than ever before and there is fear that fewer and fewer children will learn to sign. In fact, as of May 2002, 69 percent of babies born in the United States had been screened for hearing loss as part of universal newborn hearing screening programs. Such early identification of infant hearing loss represents a dramatic change from the situation that existed only six

with hearing loss were not identified until they were 2-1/2 years of age (Sorkin 2003). It is likely that the implementation of these early screenings have lead to the growth of



Cochlear implants within the United States to 20 percent or more per year (Sorkin 2003). Many parents view deafness as a disability that with cochlear implants can be cured. They desire that their child learn language and function "normally" in society.

Primary Source View

Rank	Source	Similarity %
1	cochleartoday.com Internet source	36%
2	Lincoln Land Community College Student paper (from 2/27/06)	22%
3	Norwich University Student paper (from 12/24/09)	18%
4	JAMA Publication	13%
5	about.com Internet source	10%
6	Medical Examiner Publication	8%
7	Diablo Valley College Student paper (from 12/17/04)	5%

PAGE 1 OF 5

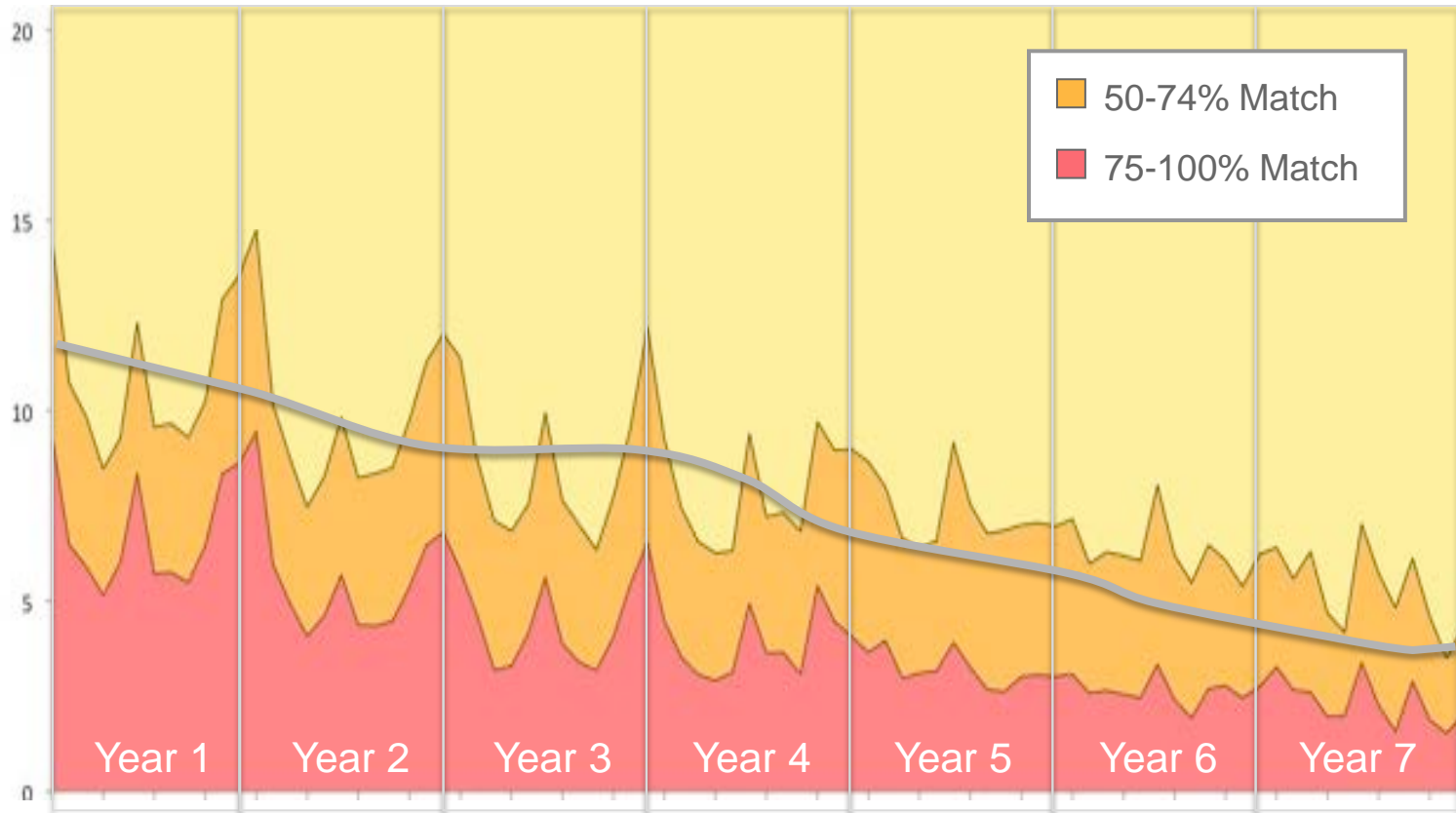
The Originality Report Shows a Student's Text Side-by-Side with Sources of Matches, Assisting Rapid Identification of Originality Issues

OriginalityCheck compares against:

- 14 billion of pages of indexed web content
- 165 million student papers plus 200,000 new papers daily
- 110 million articles from periodicals, journals, and other content databases

Evidence of Efficacy

% of Papers with Large Matches



As using Originality Check becomes a standard practice,
serious incidents of potential plagiarism decrease,
and the level of original student work increases

Evidence of Efficacy

87%

Prevents plagiarism

90%

Saves time investigating potential plagiarism

87%

Provides an oppt'y to discuss academic integrity with students

88%

Helps teach about paraphrasing, summarize, and quoting

- OriginalityCheck detect plagiarism:
True or False
- The matching source listed in OriginalityCheck is definitively the same source the writer used:
True or False
- Matched text is likely to be completely coincidental or common knowledge:
True or False

PeerMark® Peer Reviewing



- More Feedback
- Creates the “Peer Factor”
- Improves Reading and Feedback Skills
- Collaboration Without Collusion or Copying
- Supports Drafting and Revision Process
- Lightens Instructor’s Grading Workload

English 101 > Medical Essay ▾

Originality ▾ GradeMark ▾ PeerMark ▾

To Speak or Sign: Choosing Cochlear Implants

Paper 65 of 65 •

TURNITIN SIMILARITY GRADE
65 9
% INDEX OUT OF 10

To Speak or Sign

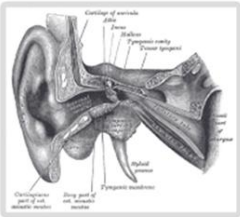
The Parental Pressure to Choose between Cochlear Implants, Sign Language, or Both

On the Rise

Sign language is a beautifully expressive, visual language using hand, body and facial expressions to convey words and meaning, however, as more and more parents are learning even as early as birth that their child may be deaf, more children are getting cochlear implants then ever before and there is fear that fewer and fewer children will learn to sign. In fact, as of May 2002, 69 percent of babies born in the United States had been screened for hearing loss as part of universal newborn hearing screening programs. Such early identification of infant hearing loss represents a dramatic change from the situation that existed only six

Mike Jones

with hearing loss were not identified until they were 2-1/2 years of age (Sorkin 2003). It is likely that the implementation of these early screenings have lead to the growth of



Cochlear implants within the United States to 20 percent or more per year (Sorkin 2003). Many parents view deafness as a disability that with cochlear implants can be cured. They desire that their child learn language and function "normally" in society.

Mike Jones

Mike Jones ▾ / 5

QUESTIONS 2

WHAT IS THE THESIS?

Parents have many options in addition to cochlear implants.

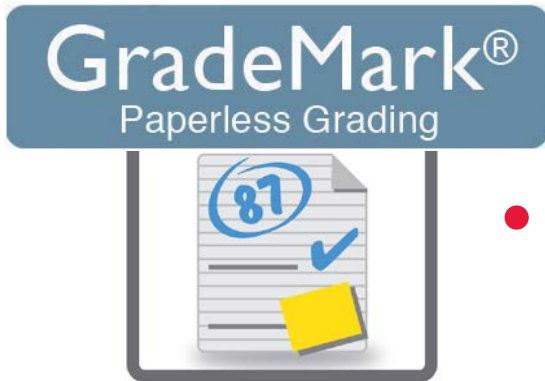
WHAT IS ONE OF THE PAPER'S STRENGTHS?

This paper was well thought out and well written. John not only includes his facts in a concise way, but he does so without overwhelming (or is that underwhelming?) the reader. Good job, John!

COMMENTS 2

PAGE 1 OF 5

Students Provide Substantive Feedback On Other Students' Work Using a Palette of Editing Marks and Focused Questions



- Faster Grading with “Drag & Drop” Tools and Customizable Comments
- Clearer, More Legible Feedback
- Simplifies Use of Consistent Rubrics to Measure Improvements

English 101 > Medical Essay

Originality GradeMark Feedback

To Speak or Sign: Choosing Cochlear Implants
BY JOHN SMITH

Paper 65 of 65

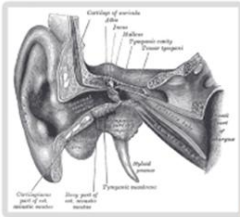
TURNITIN SIMILARITY GRADE
65 9
% INDEX OUT OF 10

To Speak or Sign

The Parental Pressure to Choose between Cochlear Implants, Sign Language, or Both

On the Rise
Sign language is a beautifully expressive, visual language using hand, body and facial expressions to convey words and meaning, however, as more and more parents are learning even as early as birth that their child may be deaf, more children are getting cochlear implants then ever before and there is fear that fewer and fewer children will learn to sign. In fact, as of May 2002, 69 percent of babies born in the United States had been screened for hearing loss as part of universal newborn hearing screening programs. Such early identification of infant hearing loss represents a dramatic change from the situation that existed only six

with hearing loss were not identified until they were 2-1/2 years of age (Sorkin 2003). It is likely that the implementation of these early screenings have lead to the growth of



Cochlear implants within the United States to 20 percent or more per year (Sorkin 2003). Many parents view deafness as a disability that with cochlear implants can be cured. They desire that their child learn language and function "normally" in society.

Search all Quickmarks

English 101 Quickmark Manager

Comment Hint: to highlight, select text and click the Comment button

Sentence Structure Great Thesis

Transition Affect/Effect Vague

Unnecessary Repetition Verb Tense

Check Your Spelling Good Argument

C/S Cite Source TN

PAGE 1 OF 5

Instructors Deliver Rich, Legible Feedback Using a Customizable Side Panel of Editing Quickmarks Plus Unlimited Space to Type Comments

Turnitin Brings It All Together...



English 101 > Medical Essay

Originality GradeMark PeerMark

To Speak or Sign: Choosing Cochlear Implants
BY JOHN SMITH

Paper 65 of 65

TURNITIN SIMILARITY GRADE
65 9
% INDEX OUT OF 10

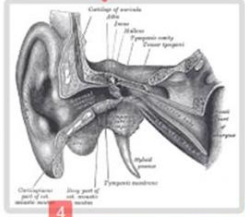
To Speak or Sign

The Parental Pressure to Choose between Cochlear Implants, Sign Language, or Both

On the Rise

Sign language is a beautifully expressive, visual language using hand, body and facial expressions to convey words and meaning. However, as more and more parents are learning even as early as birth that their child may be deaf, more children are getting cochlear implants than ever before and there is fear that fewer and fewer children will learn to sign. In fact, as of May 2002, 69 percent of babies born in the United States had been screened for hearing loss as part of universal newborn hearing screening programs. Such early identification of infant hearing loss represents a dramatic change from the situation that existed only six

with hearing loss were not identified until they were 2-1/2 years of age (Sorkin 2003). It is likely that the implementation of these early screenings have lead to the growth of



Cochlear implants within the United States to 20 percent or more per year (Sorkin 2003). Many parents view deafness as a disability that with cochlear implants can be cured. They desire that their child learn language and function "normally" in society.

Mike Jones

David Smith

David Smith

Allen Adams

David Smith

Comment

Hint: to highlight, select text and click the Comment button

Sentence Structure Great Thesis

Transition Affect/Effect Vague

Unnecessary Repetition Verb Tense

Check Your Spelling Good Argument

C/S Cite Source TN

A good tentative thesis will help you focus your search for information. But don't rush! You must do a lot of background reading before you know

PAGE 1 OF 5

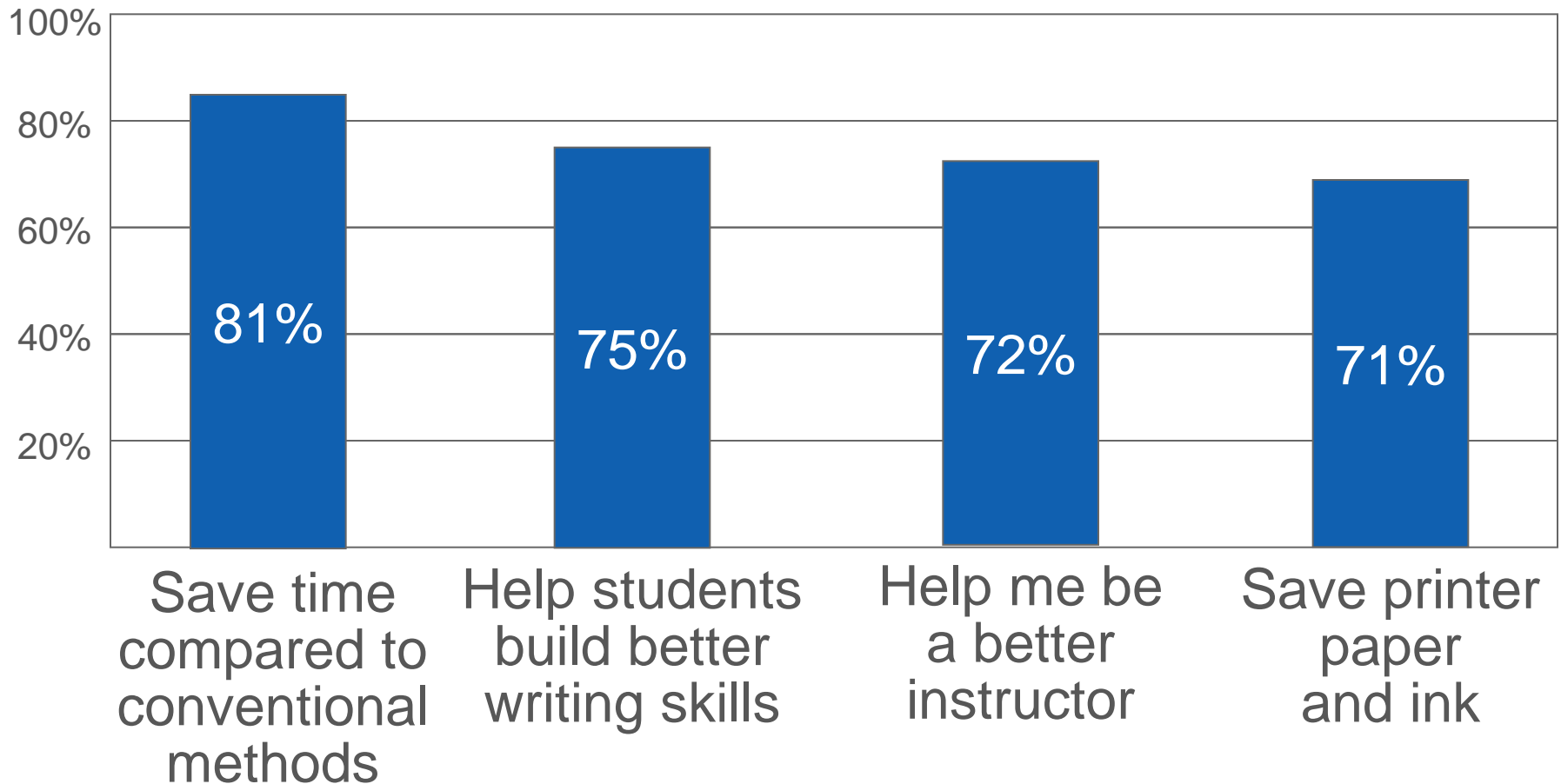
text-only

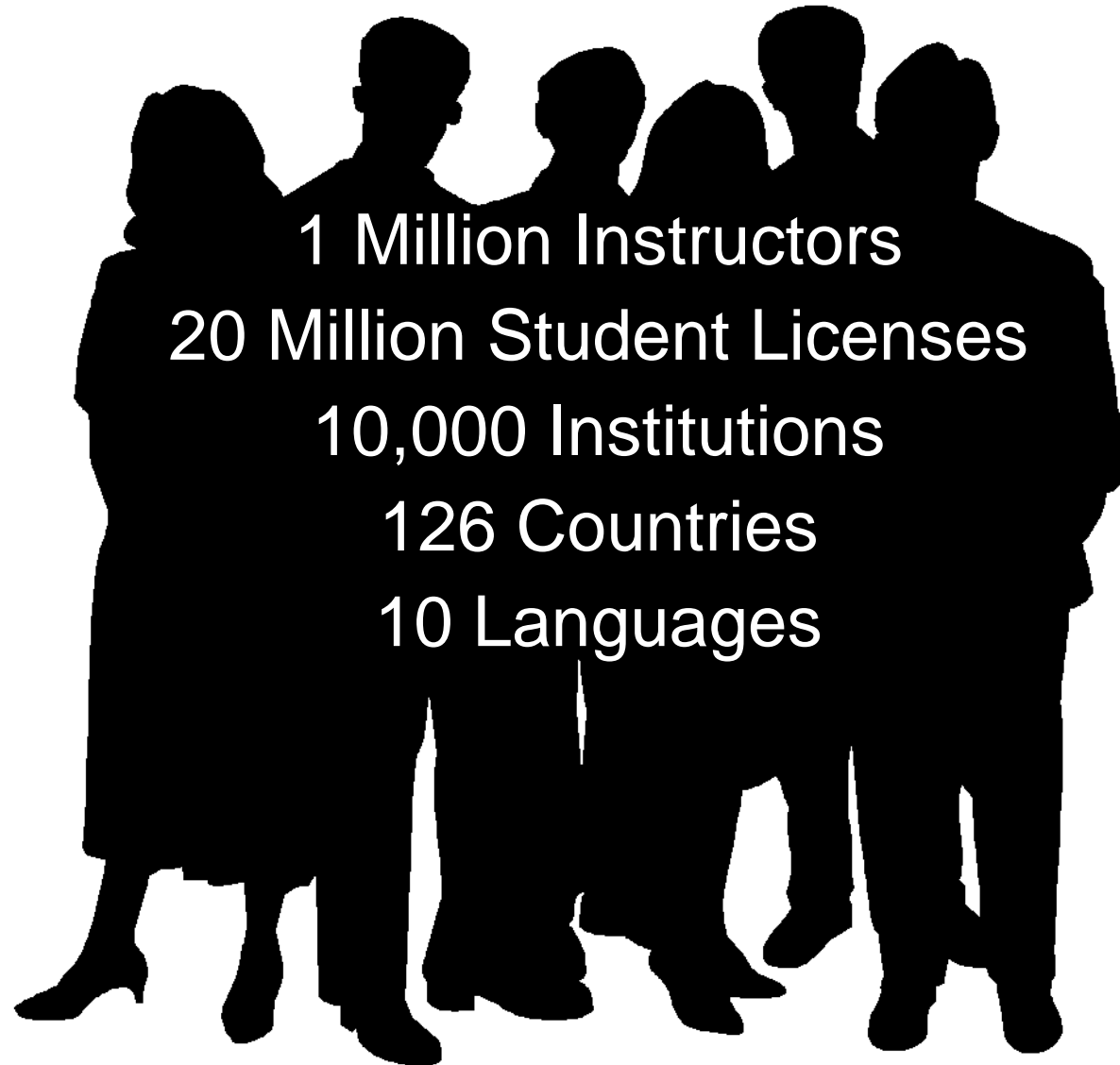
Overlaying OriginalityCheck, PeerMark and GradeMark Offers a Comprehensive View of the Feedback from Instructor and Peers

- To accept writing as a PROCESS.
- 21st century skills for thinking and communicating.
- To be able write and communicate in every subject, including technical subjects.
- Preparation for high-stakes writing assessments.
- Detailed, relevant feedback.
- To really understand *audience*.
- Help juggling the myriad details needed to prepare a written assignment.

- A simple interface for managing assignments and optimizing class time.
- A tool that helps ensure the authenticity of students' work.
- A way to really engage students in the process of writing.
- To protect the integrity of their academic program.
- An accumulation of data and evidence for progress reporting, program evaluation and accreditation processes.

Percent of users who say Turnitin services in general ...



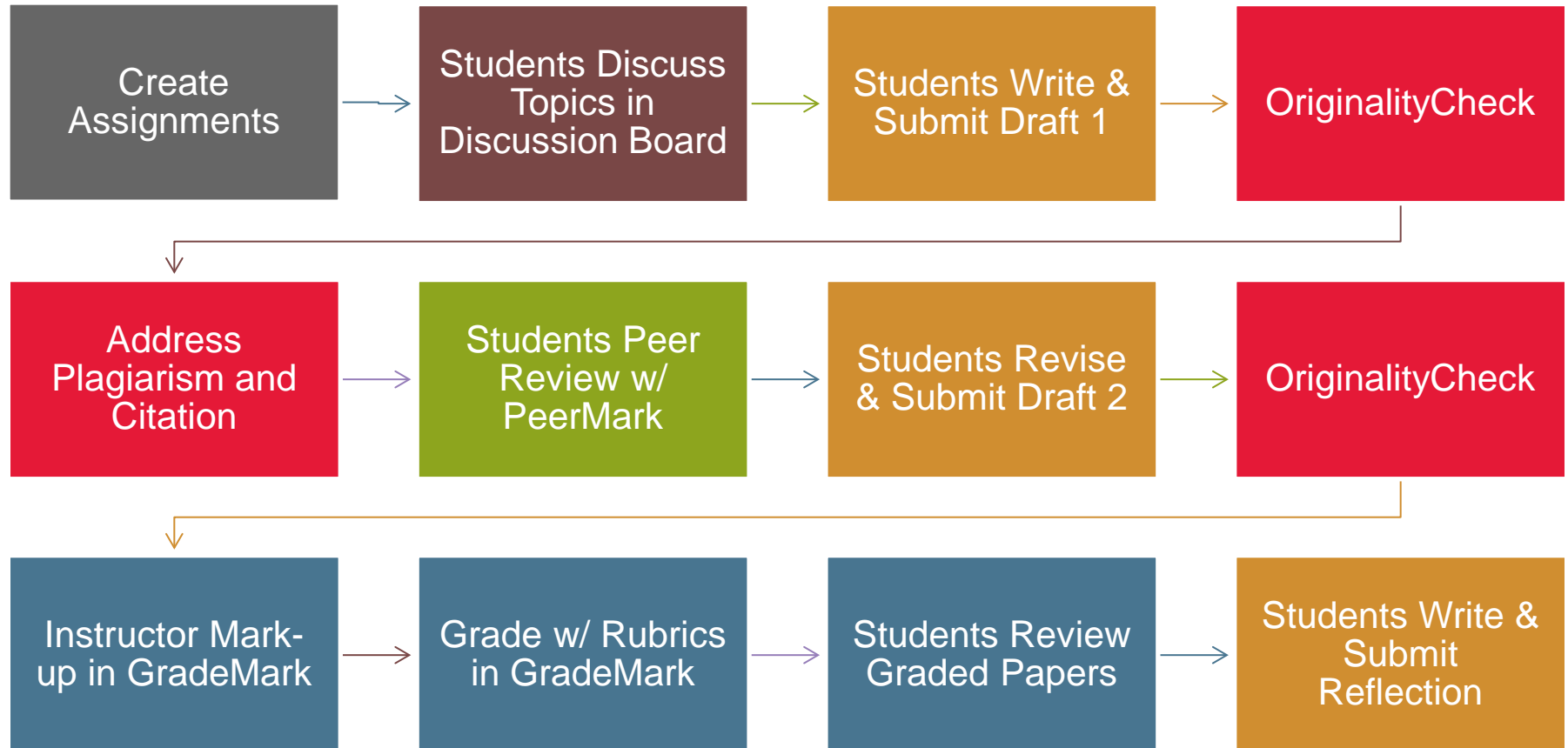




Vision of Using Turnitin

**A New Class Workflow:
Establishing Goals**

New Workflow with Turnitin



1. Create a Profile and Join Account
2. Create a Class
3. Add Students (2 ways)
 - Distribute Class ID and Enrollment Password to Students
 - Upload Student List
4. Create a New Assignment
5. Navigate the Homepage

1. Submit a Paper to a Created Assignment
2. Wait for Report to Process (About 1-5 minutes)
3. View Originality Report in Document Viewer
4. Explore the Different Views
 - Match Overview
 - Match Breakdown
 - Filters and Settings
 - Exclude Sources

[Turnitin instructor training](#)

- Does the Similarity Index show the amount of plagiarism in a paper?
- What do the different colors of the matches mean?
- Are the sources shown the EXACT sources used by the student?
- How do you use the various views?
- What about “false positives”?
- Does it check against EVERY possible source?
- Can I request that a site be indexed by Turnitin?

1. View GradeMark in Document Viewer
2. Make Comments
 - QuickMark Comments
 - Custom Comments (Bubbles and In-line)
 - General Comments
3. Create a QuickMark and QuickMark Set
4. Create a Rubric Scorecard
5. Attach Rubric to Assignment and Score Papers
6. Overlay OriginalityCheck Layer

http://www.turnitin.com/en_us/training/instructor-training

1. Peer Review Process
2. Create a PeerMark Assignment
3. Write an Instructor Review (your review of a student paper)
4. Read Peer Reviews

1. Tracking Grades in the Grade Book
2. Get Organized with the Class Calendar
3. Engage Students with Discussion Boards
4. Manage Instructor Libraries
5. Managing Multiple Class Sections
6. Setting Preferences for Users and Classes
7. Using Statistics to Track Performance

http://www.turnitin.com/en_us/training/instructor-training

What are some goals you have set for yourself to improve the use of Turnitin?



Sample Plan

Term	Goals	Resources	By When	Measure Progress
Summer	Familiarize myself with the Turnitin by: <ul style="list-style-type: none"> • Reading/watching the tutorials • Attend live walk-through 	<ul style="list-style-type: none"> • turnitin.com 	Start of Fall Term	<ul style="list-style-type: none"> • Prepare lesson plans to include OriginalityCheck and GradeMark.
Fall	<ul style="list-style-type: none"> • Use Turnitin for pre-writing, drafting, revising and reflecting on 1 assignment. • Introduce students to effective use of OriginalityCheck. 	<ul style="list-style-type: none"> • Library discussion questions • OriginalityCheck • Reflection questions 	End of Fall Term	<ul style="list-style-type: none"> • Compare the initial originality report with the final originality report. • Save first draft of a paper and compare it to the final draft to review improvement in writing, citing resources, etc.
Spring	<ul style="list-style-type: none"> • Increase use of Turnitin for 3 papers this semester. • Grade papers with GradeMark, including rubrics and QuickMarks. 	<ul style="list-style-type: none"> • OriginalityCheck • GradeMark 	End of Spring Term	<ul style="list-style-type: none"> • Compare the fall writing assignment with a final spring assignment. • Note the time savings of online grading. • Survey students to see if they preferred online grading feedback.

- Quickstart Guides & Manuals
- Training Videos
- Training Articles
- Live online walk-through sessions (6x per week)
- Turnitin Academy webinars (Live & Recorded)
- Help Center Articles

http://www.turnitin.com/en_us/training/instructor-training

- Pushing Past Plagiarism with OriginalityCheck
- Peer Review Across the Curriculum with PeerMark
- Offering Meaningful Feedback with GradeMark
- Teaching Effective Source Integration
- Assessing Written Work w/ Turnitin
- Managing Students and Assignment
- Teaching the Writing Process w/ Turnitin
- Developing 21st Century Skills w/ Turnitin
- Best Practices for Teaching w/ Turnitin
- Turnitin Implementation and Leadership Planning

<http://community.turnitin.com/academy>

Expanded Support Hours

Ray Huang | User Info | Messages | Instructor ▼ | English ▼ | Feedback Forum | Help | Logout

- Monday to Friday 6 AM – 11 PM (US Pacific Time)
- Saturday & Sunday 2 PM – 11 AM (US PT)



